



## HIGH COURT OF AUSTRALIA

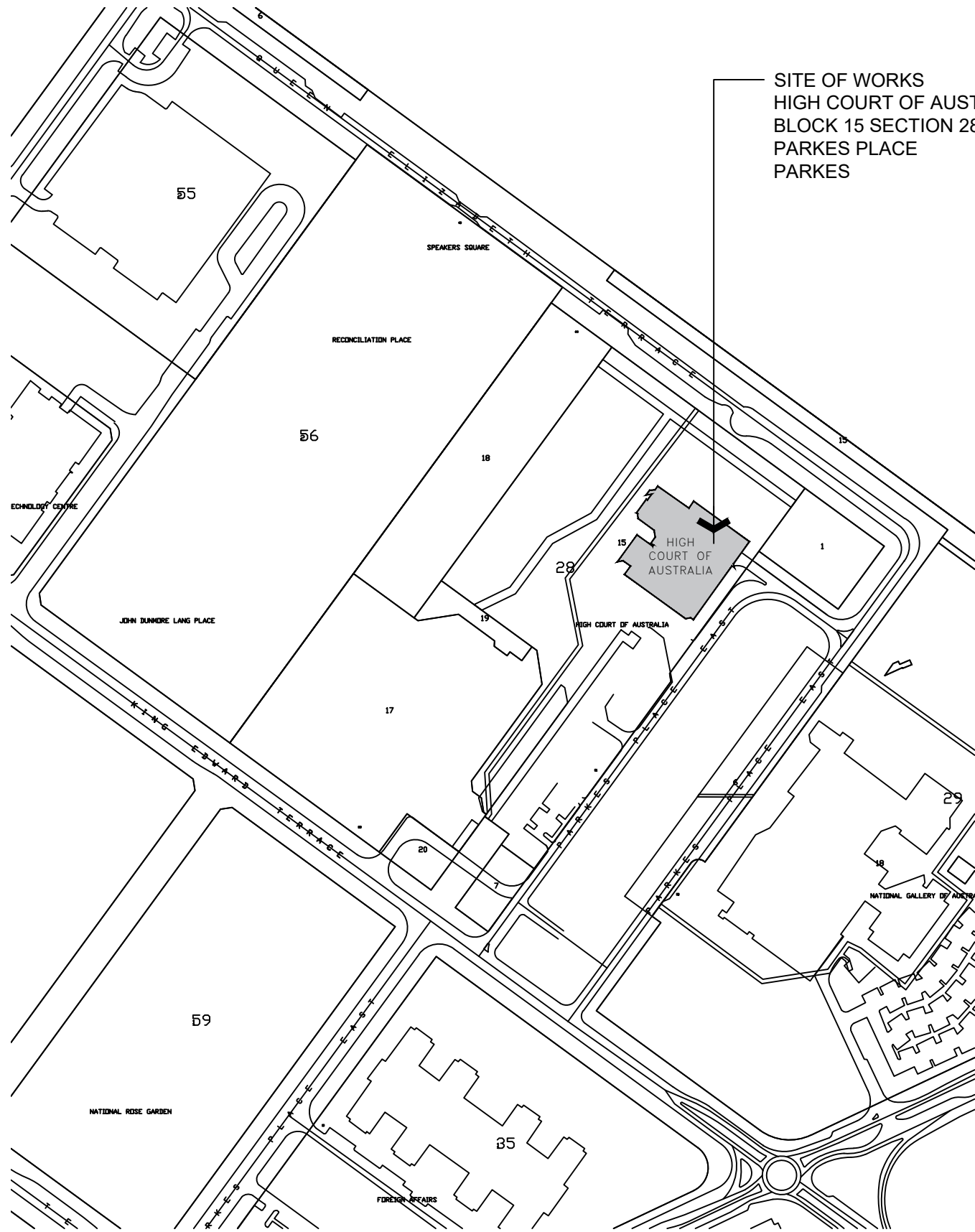
---

# GROUND FLOOR SECURITY CONTROL ROOM & SECURE LIFT FOYER

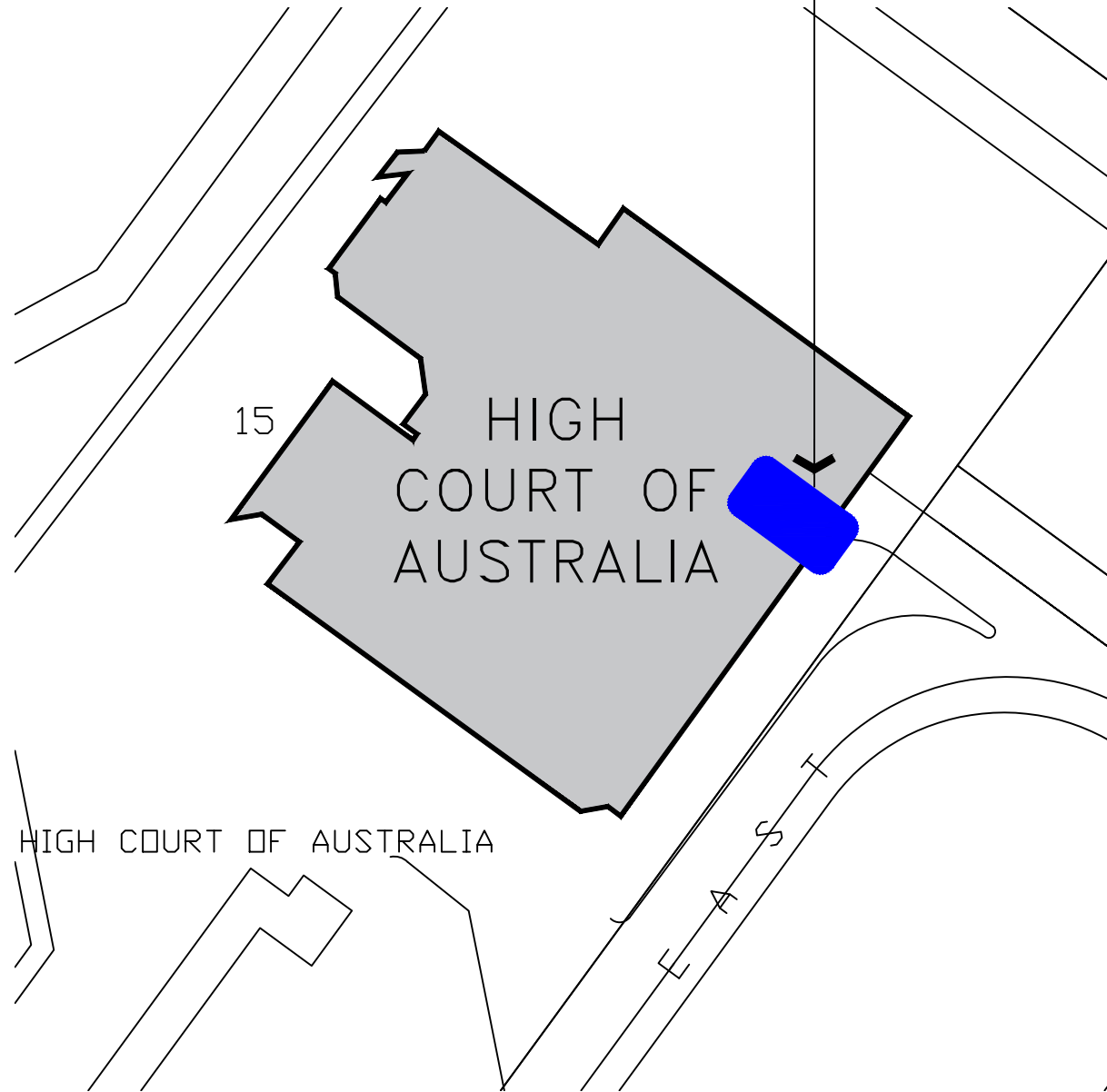
---



Integrated Space  
Integrated Space Pty Ltd  
ACN 098 835 299  
PO Box 5144  
Kingston ACT 2604  
Tel 02 6273 0805  
Fax 02 6273 0806  
E-mail [info@int-space.com](mailto:info@int-space.com)  
Primary Nominee: Sergio Garcia  
Registration Number: 771



**1** LOCATION PLAN  
NOT TO SCALE



**1** SITE PLAN  
NOT TO SCALE

- NOTE
- All dimensions in millimetres unless noted otherwise.
  - Do not scale drawings. Scale indicated on drawing.
  - All dimensions to be verified on site prior to commencing any work.
  - All work to be carried out in accordance with the current editions of the Building Code of Australia and relevant Australian Standards, and local authority requirements.

AUTHORISED FOR ISSUE BY:  
Signature on original document indicated by (\*) preceding authorised signatory.

*\*Authority Signature*

REV	DESCRIPTION	DATE
A	FOR TENDER	05.11.19

COPYRIGHT  
This document is and shall remain the property of Integrated Space Pty Ltd.

DIN:  
IS-SHEET-CON-A3-LANDSCAPE-V 002.01



PROJECT  
**GROUND FLOOR  
SECURITY CONTROL  
ROOM & SECURE  
LIFT FOYER**

BLOCK 15 SECTION 28 DIVISION PARKES

DRAWING TITLE  
**LOCATION & SITE PLAN**

PROJECT STATUS











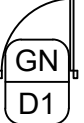




<input type="checkbox"/> For Information	<input type="checkbox"/> NOT FOR CONSTRUCTION
<input checked="" type="checkbox"/> For Tender	<input type="checkbox"/> NOT FOR CONSTRUCTION
<input type="checkbox"/> For Construction	<input type="checkbox"/> NOT FOR CONSTRUCTION

DRAWN	DATE	SHEET SIZE
SG	12.11.18	A3

DRAWING FILE LOCATION  
C:\Users\sgarcia\Documents\Space\Projects\HCA\2573 - Relocate Security Control Room\1 - Integrated Space\2573-TEN-191188.dwg




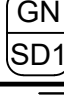

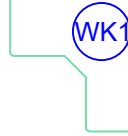










DRAWING NO.  
**2573-A100/A**

# LEGEND

-  EXISTING DOOR & FRAME TO REMAIN
-  EXISTING BLOCKWORK
-  EXISTING GLAZED PARTITION
-  EXISTING DOOR & FRAME TO BE DISMANTLED & REMOVED FROM SITE
-  EXISTING FLOOR TO SLAB SOFFIT BLOCKWORK TO BE DISMANTLED AND REMOVED FROM SITE
-  EXISTING FLOOR TO SLAB SOFFIT GLAZED PARTITIONS TO BE DISMANTLED AND REMOVED FROM SITE
-  EXISTING JOINERY TO BE DISMANTLED AND REMOVED FROM SITE
-  EXISTING CONCRETE WALL TO BE PARTIALLY DISMANTLED AND REMOVED FROM SITE AS DETAILED
-  EXISTING BULKHEAD TO BE DISMANTLED AND REMOVED FROM SITE AS DETAILED
-  EXISTING HALF HEIGHT PARTITION WITH GLAZING OVER TO BE DISMANTLED AND REMOVED FROM SITE AS DETAILED
-  NEW DOOR & DOOR FRAME AS SPECIFIED - REFER DOOR SCHEDULE
-  FULL HEIGHT SET PLASTERBOARD PARTITION AS DETAILED - SHEETING TO ONE SIDE ONLY
-  FULL HEIGHT SET PLASTERBOARD PARTITION AS DETAILED
-  FULL HEIGHT SET PLASTERBOARD PARTITION WITH -/120/120 FRL - PROVIDE WRITTEN FIRE RATING CERTIFICATION
-  13mm THICK SET PLASTERBOARD, 12mm THICK PLYWOOD & 1MM THICK SHEET STEEL FIXED TO STUDS AS DETAILED

**1** LEGEND  
NOT TO SCALE

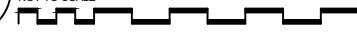




-  FULL HEIGHT PLASTERBOARD FIXED ON VERTICAL STRAMIT TOP HAT SECTIONS AS DETAILED
-  NEW FULL HEIGHT GLASS PARTITION AS DETAILED
-  NEW FULL HEIGHT GLASS PARTITION AS DETAILED
-  NEW FRAMELESS TOUGHENED LAMINATED GLASS SLIDING DOOR AS DETAILED
-  NEW JOINERY AS DETAILED
-  NEW HEIGHT ADJUSTABLE WORKSTATION SUPPLIED AND INSTALLED BY OTHERS - ALLOW TO COORDINATE
-  NEW HEIGHT ADJUSTABLE WORKSTATION SUPPLIED AND INSTALLED BY OTHERS - ALLOW TO COORDINATE
-  COMPUTERS/MONITORS BY OTHERS
-  COORDINATE INSTALLATION OF 1 No. NEW 1365X790 MONITOR TO BE SUPPLIED AND INSTALLED BY OTHERS
-  COORDINATE INSTALLATION OF 5 No. NEW 735X430 MONITORS TO BE SUPPLIED AND INSTALLED BY OTHERS
-  COORDINATE INSTALLATION OF ELECTRONIC KEY MANAGEMENT SYSTEM TO BE SUPPLIED AND INSTALLED BY OTHERS
-  NEW 2 SEATER LOUNGE BY OTHERS
-  INDOOR PLANTS BY OTHERS
-  FIRE COMPARTMENT SEPARATION -/120/120 - ANY NEW PENETRATIONS TO BE SEALED FOR -/120/120 FIRE RATING - SUBMIT WRITTEN CERTIFICATION OF FIRE RATING
-  NOMINAL HEIGHT FROM FLOOR TO UNDERSIDE OF CONCRETE SOFFIT
-  RA/SA GRILLES - REFER HVAC DRAWINGS

# NOTES

1. ALL WORK TO COMPLY WITH THE BUILDING CODE OF AUSTRALIA, RELEVANT AUSTRALIAN STANDARDS AND LOCAL AUTHORITY REQUIREMENTS
2. ALLOW TO COORDINATE ALL ACTIVITIES INCLUDING SERVICES SUBCONTRACTOR'S SUCH AS ELECTRICAL, MECHANICAL, FIRE, LIFTS, CCTV & SECURITY CONTRACTED DIRECTLY BY THE HIGH COURT OF AUSTRALIA
3. ALL DIMENSIONS ARE NOMINAL, CONFIRM ALL DIMENSIONS AND SETOUT OF PARTITIONS ON SITE PRIOR TO COMMENCING WORK - OBTAIN APPROVAL IF AND AS REQUIRED FROM THE PRINCIPAL'S REPRESENTATIVE
4. THE CONTRACTOR SHALL ALLOW TO COORDINATE THE REMOVAL AND INSTALLATION OF EXISTING AND NEW ENGINEERING SERVICES INCLUDING MECH/ELEC/FIRE/LIFTS/CCTV/SECURITY AND THE LIKE WHICH ARE TO BE REMOVED AND INSTALLED BY THE CONTRACTOR ENGAGED DIRECTLY BY THE HIGH COURT OF AUSTRALIA. REFER ENGINEERS DRAWINGS.
5. ALL ENGINEERING SERVICES INCLUDING MECH/ELEC/FIRE SHALL BE MODIFIED TO SUIT THE NEW LAYOUT AND COMPLY WITH THE BUILDING CODE OF AUSTRALIA, RELEVANT STATE SUPPLEMENTS, RELEVANT AUSTRALIAN STANDARDS AND LOCAL AUTHORITY REQUIREMENTS BY THE CONTRACTOR ENGAGED DIRECTLY BY THE HIGH COURT OF AUSTRALIA. REFER ENGINEERS DRAWINGS
6. MODIFIED ENGINEERING SERVICES INCLUDING MECH/ELEC/FIRE SHALL BE CERTIFIED IN WRITING BY THE RELEVANT SUBCONTRACTOR TO COMPLY WITH NOTE 4 ABOVE
7. FLOOR TO CEILING HEIGHT IS NOMINALLY 2400mm BUT DOES VARY APPROXIMATELY +/- 55mm. CONFIRM ON SITE.
8. DISMANTLING OF ANY OF THE EXISTING SECURITY CONTROL ROOM COMPONENTS, EQUIPMENT, SERVICES PARTITIONS, DOORS AND THE LIKE IS ONLY TO PROCEED AFTER THE NEW SECURITY CONTROL ROOM EQUIPMENT AND SERVICES ARE FULLY OPERATIONAL INCLUDING COMPLETION OF ANY REQUIRED TESTING OF SERVICES.
9. DISMANTLING OF ANY OF THE EXISTING SECURITY CONTROL ROOM COMPONENTS, EQUIPMENT, PARTITIONS, DOORS AND THE LIKE IS ONLY TO PROCEED AFTER ALL ELECTRICAL SERVICES HAVE BEEN MADE SAFE AND REMOVED.
10. ALL PENETRATIONS CREATED IN THE CONCRETE FLOOR SLAB AND/OR FIRE RATED PARTITIONS TO FACILITATE RETICULATION OF CABLING AND THE LIKE ARE TO BE FIRE SEALED WITH WRITTEN CERTIFICATION THAT THE FIRE SEALING COMPLIES WITH THE NATIONAL CONSTRUCTION CODE AND RELEVANT AUSTRALIAN STANDARDS
11. REFER MECHANICAL DRAWINGS FOR NEW DOOR GRILLES. ALLOW TO CUT IN ALL GRILLES AS REQUIRED.
12. REFER SPECIFICATION FOR DETAILS OF SELECTED SUB-CONTRACTORS AND/OR CONTRACTORS ENGAGED DIRECTLY BY THE HIGH COURT OF AUSTRALIA
13. ALL WORK IS TO TAKE PLACE DURING NORMAL WORKING HOURS. ALL NOISY ACTIVITIES SHALL TAKE PLACE OUTSIDE THE DATES THE HIGH COURT OF AUSTRALIA SITTING DATES FOR 2019
14. THE CONTRACTOR IS TO MAKE ALLOWANCE IN HIS/HER PRICE TO DEVELOP AND SUBMIT FOR APPROVAL CONSTRUCTION PROGRAMME FOR ALL OF THE PRECEDING INCLUDING ENGINEERING SERVICES BEING MODIFIED BY OTHERS

**2** NOTES  
NOT TO SCALE



-  KVM UNIT - REFER SECURITY DRAWINGS
-  NEW 2 CHANNEL NATURAL ANODISED ALUMINIUM SKIRTING

NOTE  
1. All dimensions in millimetres unless noted otherwise.  
2. Do not scale drawings. Scale indicated on drawing.  
3. All dimensions to be verified on site prior to commencing any work.  
4. All work to be carried out in accordance with the current editions of the Building Code of Australia and relevant Australian Standards, and local authority requirements.

AUTHORISED FOR ISSUE BY:  
Signature on original document indicated by (\*) preceding authorised signatory.  
  
\*Authority Signature

REV	DESCRIPTION	DATE
A	FOR TENDER	05.11.19

COPYRIGHT  
This document is and shall remain the property of Integrated Space Pty Ltd.  
  
DIN:  
IS-SHEET-CON-A3-LANDSCAPE-V 02.01




Integrated Space  
Integrated Space Pty Ltd  
ACN 098 835 299  
PO Box 5144  
Kingston ACT 2904  
Tel 02 6273 0805  
Fax 02 6273 0806  
E-mail info@int-space.com  
Primary Nominee: Sergio Garcia  
Registration Number: 771

PROJECT  
**GROUND FLOOR SECURITY CONTROL ROOM & SECURE LIFT FOYER**

BLOCK 15 SECTION 28 DIVISION PARKES

DRAWING TITLE  
**LEGEND & NOTES**

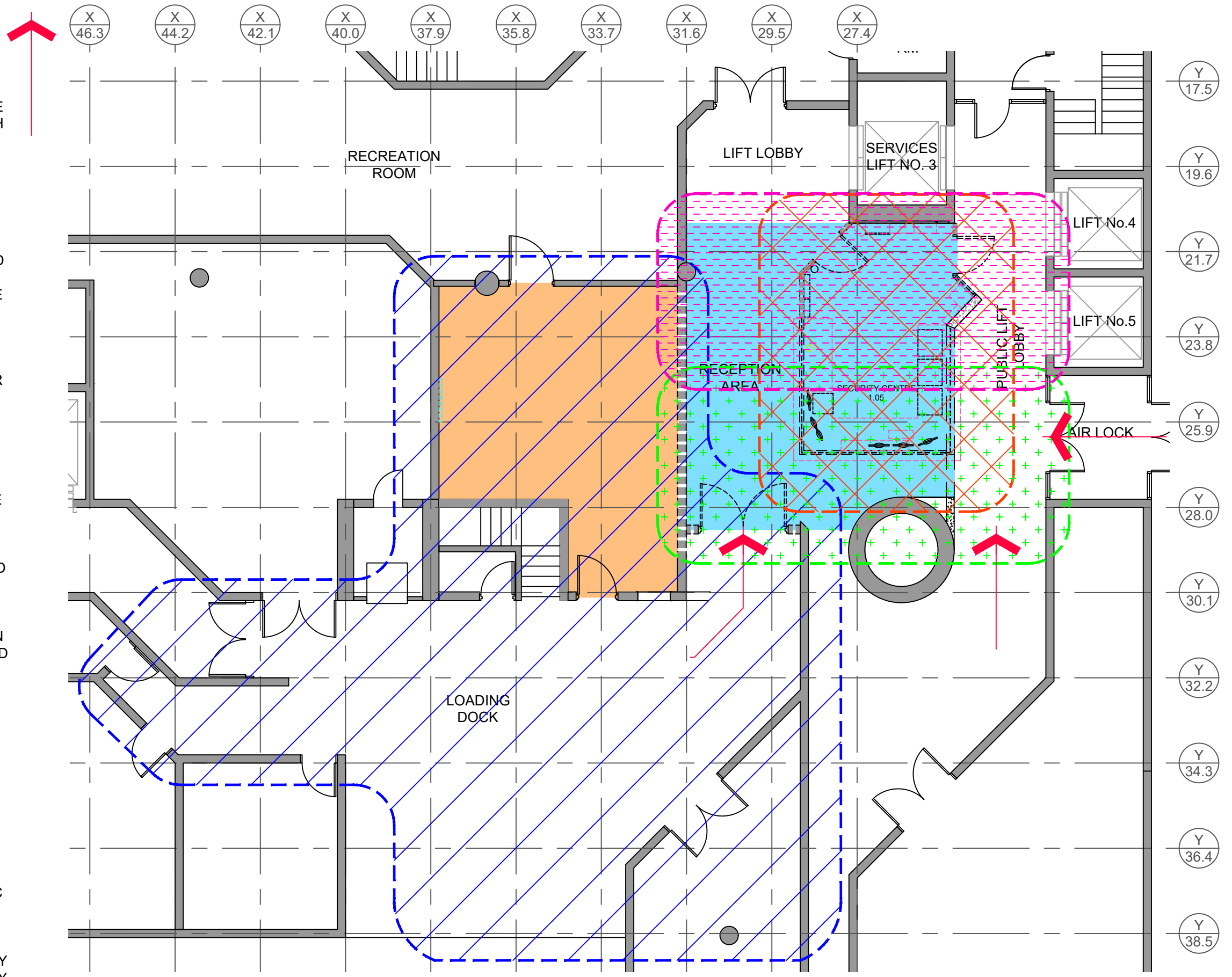
DRAWN	DATE	SHEET SIZE
SG	12.11.18	A3

DRAWING FILE LOCATION  
C:\Users\sergio\Documents\Integrated Space\Projects\HCA2573 - Relocate SCRM - Tender 01 - Integrated Space\2573-TEN-181108.dwg  
  
DRAWING NO.  
**2573-A101/A**



# NOTES

1. ACCESS MUST BE MAINTAINED FOR STAFF, VISITORS AND THE PUBLIC FROM THE AREAS DENOTED WITH THE RED ARROW TO LIFTS 4 & 5 WHILE THE WORK TAKES PLACE TO ANY AND ALL OF THE STAGES. APPROPRIATE BARRIERS ARE TO BE ERECTED, MAINTAINED AND MOVED AS REQUIRED TO ENSURE THE SAFETY OF ALL STAFF AND VISITORS. SUBMIT A PROPOSAL TO THE PRINCIPAL'S REPRESENTATIVE FOR APPROVAL OUTLINING HOW THIS WILL BE ACHIEVED BEFORE ANY WORK COMMENCES ON SITE. THE CONTRACTOR WILL BE RESPONSIBLE FOR SITE SAFETY AT ALL TIMES
2. WHEN STAGE 1 HAS BEEN COMPLETED AND BEFORE STAGE 2 CAN COMMENCE ARRANGEMENTS ARE TO BE MADE BETWEEN THE CONTRACTOR AND THE HIGH COURT AND THE SUPERINTENDENT'S REPRESENTATIVE TO RELOCATE THE FUNCTIONS OF THE EXISTING SECURITY CONTROL ROOM TO ITS NEW LOCATION. THIS EXERCISE IS TO TAKE PLACE OVER AN AGREED WEEKEND AND SHALL INCLUDE RELOCATING SPECIFIC EQUIPMENT AND CUTTING ACROSS ALL RELEVANT SERVICES TO FACILITATE A FULLY FUNCTIONAL SECURITY CONTROL ROOM IN ITS NEW LOCATION



X  
46.3

X  
44.2

X  
42.1

X  
40.0

X  
37.9

X  
35.8

X  
33.7

X  
31.6

X  
29.5

X  
27.4

Y  
17.5

Y  
19.6

Y  
21.7

Y  
23.8

Y  
25.9

Y  
28.0

Y  
30.1

Y  
32.2

Y  
34.3

Y  
36.4

Y  
38.5



## LEGEND



- NOTE
1. All dimensions in millimetres unless noted otherwise.
  2. Do not scale drawings. Scale indicated on drawing.
  3. All dimensions to be verified on site prior to commencing any work.
  4. All work to be carried out in accordance with the current editions of the Building Code of Australia and relevant Australian Standards, and local authority requirements.

AUTHORISED FOR ISSUE BY:  
Signature on original document indicated by (\*)  
preceding authorised signatory.

\*Authority Signature

REV	DESCRIPTION	DATE
A	FOR TENDER	05.11.19

COPYRIGHT  
This document is and shall remain the property of  
Integrated Space Pty Ltd.

DIN:  
IS-SHEET-CON-A3-LANDSCAPE-V 02.01



**is**  
Integrated Space  
Integrated Space Pty Ltd  
ACN 098 835 299  
PO Box 5144  
Kingston ACT 2904  
Tel 02 6273 0805  
Fax 02 6273 0806  
E-mail info@int-space.com  
Primary Nominee: Sergio Garcia  
Registration Number: 771

PROJECT  
**GROUND FLOOR  
SECURITY CONTROL  
ROOM & SECURE  
LIFT FOYER**

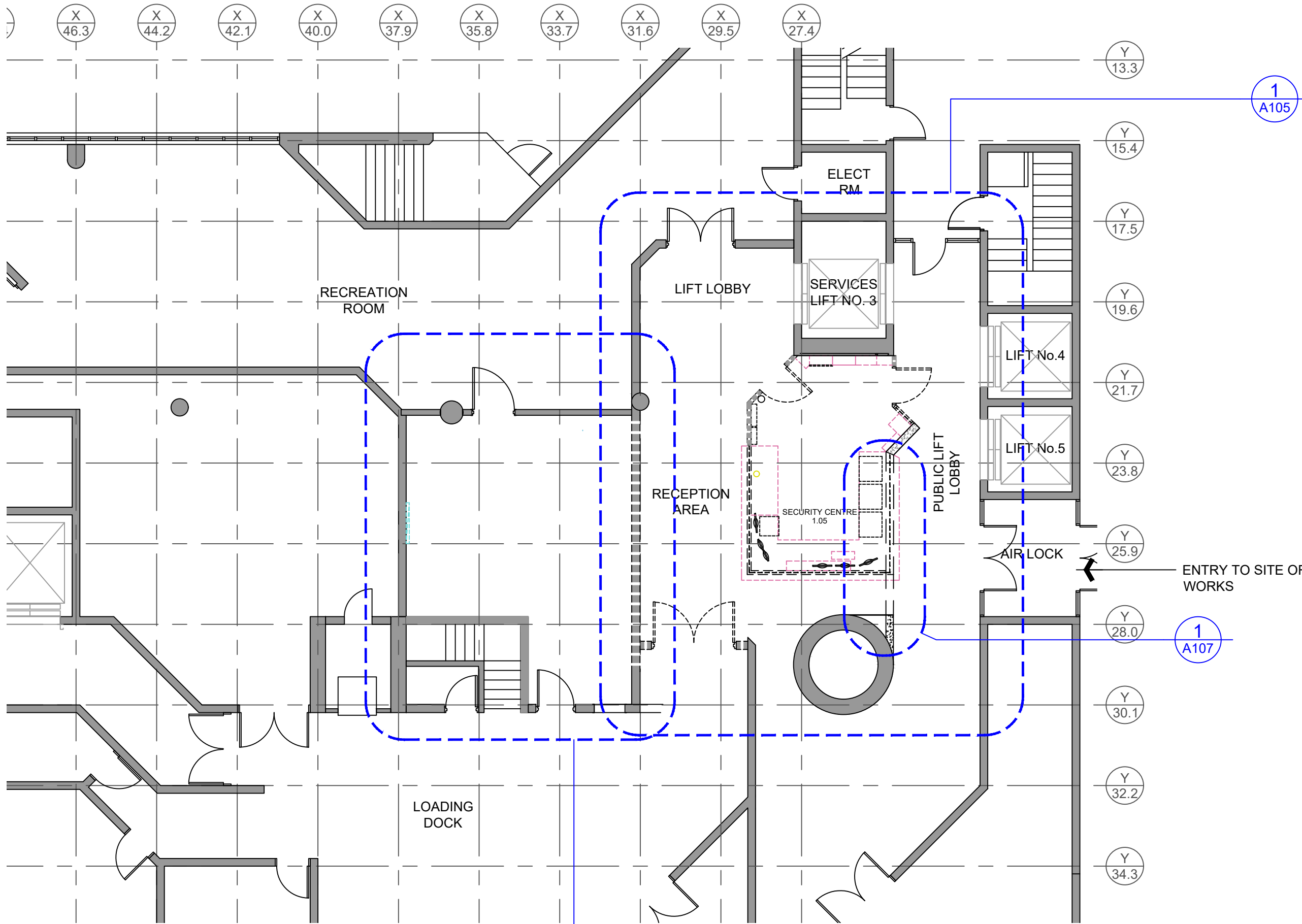
BLOCK SECTION DIVISION  
15 28 PARKES

DRAWING TITLE  
**STAGING PLAN**

PROJECT STATUS	DATE	SHEET SIZE
<input type="checkbox"/> For Information	NOT FOR CONSTRUCTION	A3
<input type="checkbox"/> For Tender	NOT FOR CONSTRUCTION	
<input type="checkbox"/> For Construction	NOT FOR CONSTRUCTION	
DRAWN	DATE	SHEET SIZE
SG	12.11.18	A3

DRAWING FILE LOCATION  
C:\Users\sergio\Documents\Integrated Space\Projects\HCA2573 - Relocate SCRR - Tender\01 - Integrated Space\2573-TEN-181118.dwg  
DRAWING NO.  
**2573-A102/A**

Tuesday, 5 November 2019 10:33:13 AM



**1 EXISTING PLAN**  
 Scale 1:100 @ Original Sheet Size (Metres)

**1 A106**

**NOTE**  
 1. All dimensions in millimetres unless noted otherwise.  
 2. Do not scale drawings. Scale indicated on drawing.  
 3. All dimensions to be verified on site prior to commencing any work.  
 4. All work to be carried out in accordance with the current editions of the Building Code of Australia and relevant Australian Standards, and local authority requirements.

**AUTHORISED FOR ISSUE BY:**  
 Signature on original document indicated by (\*) preceding authorised signatory.  
 \*Authority Signature

REV	DESCRIPTION	DATE
A	FOR TENDER	05.11.19

**COPYRIGHT**  
 This document is and shall remain the property of Integrated Space Pty Ltd.  
**DIN:**  
 IS-SHEET-CON-A3-LANDSCAPE-V 02.01



**Integrated Space**  
 Integrated Space Pty Ltd  
 ACN 098 835 299  
 PO Box 5144  
 Kingston ACT 2904  
 Tel 02 6273 0805  
 Fax 02 6273 0806  
 E-mail info@int-space.com  
 Primary Nominee: Sergio Garcia  
 Registration Number: 771

**PROJECT**  
**GROUND FLOOR SECURITY CONTROL ROOM & SECURE LIFT FOYER**

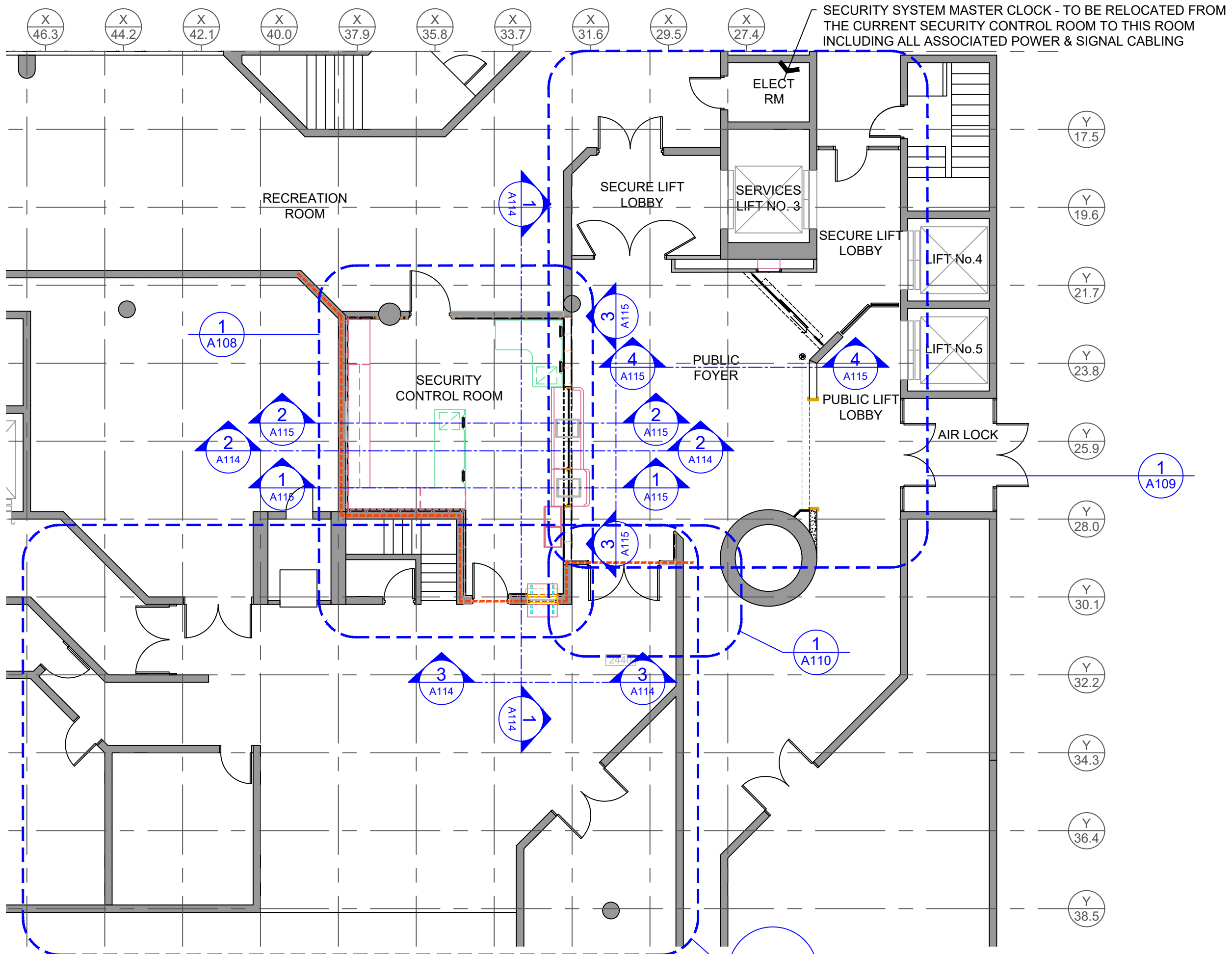
**BLOCK** 15    **SECTION** 28    **DIVISION** PARKES

**DRAWING TITLE**  
**EXISTING & CROSS REFERENCE PLAN**

PROJECT STATUS	
<input type="checkbox"/> For Information	NOT FOR CONSTRUCTION
<input checked="" type="checkbox"/> For Tender	NOT FOR CONSTRUCTION
<input type="checkbox"/> For Construction	

DRAWN	DATE	SHEET SIZE
SG	12.11.18	A3

**DRAWING FILE LOCATION**  
 C:\Users\sergio\Documents\Space\Projects\HCA2573 - Relocate SCRM - Tender\01 - Integrated Space\2573-TEN-181118.dwg  
**DRAWING NO.**  
**2573-A103/A**



SECURITY SYSTEM MASTER CLOCK - TO BE RELOCATED FROM THE CURRENT SECURITY CONTROL ROOM TO THIS ROOM INCLUDING ALL ASSOCIATED POWER & SIGNAL CABLING

NOTE  
 1. All dimensions in millimetres unless noted otherwise.  
 2. Do not scale drawings. Scale indicated on drawing.  
 3. All dimensions to be verified on site prior to commencing any work.  
 4. All work to be carried out in accordance with current editions of the Building Code of Australia and relevant Australian Standards, and local authority requirements.

AUTHORISED FOR ISSUE BY:  
 Signature on original document indicated by (\*) preceding authorised signatory.  
 \*Authority Signature

REV	DESCRIPTION	D.
A	FOR TENDER	05

COPYRIGHT  
 This document is and shall remain the property of Integrated Space Pty Ltd.  
 DIN: IS-SHEET-CON-AS-LANDSCAPE-V 02.01



**Integrated Space**  
 Integrated Space Pty Ltd  
 ACN 098 835 299  
 PO Box 5144  
 Kingston ACT 2504  
 Tel 02 6273 0805  
 Fax 02 6273 0806  
 E-mail info@int-space.com  
 Primary Nominee: Sergio Garcia  
 Registration Number: 771

PROJECT  
**GROUND FLOOR SECURITY CONTROL ROOM & SECURE LIFT FOYER**

BLOCK 15 SECTION 28 DIV PAR

DRAWING TITLE  
**PROPOSED & CROSS REFERENCE PLAN**

PROJECT STATUS  
 For Information NOT FOR CONSTRUCTION  
 For Tender NOT FOR CONSTRUCTION  
 For Construction

DRAWN DATE SHEET  
 SG 12.11.18

DRAWING FILE LOCATION  
 G:\Users\Space\Documents\Space\Proj\HCA257\Relocate SCR04 - Tenders 01 - Integrated Space\2573-TEN-191108.dwg

DRAWING NO.  
**2573-A104/A**

**1 PROPOSED PLAN**  
 Scale 1:100 @ Original Sheet Size (Metres)

HCA-SCR-PF1

# NOTES

1. NO DISMANTLING ACTIVITIES ARE TO COMMENCE UNTIL THE NEW SECURITY CONTROL ROOM IS FULLY COMMISSIONED & OPERATIONAL INCLUDING ALL NEW AND RELOCATED SERVICES & DEVICES
2. CONSTRUCTION PROGRAMME TO ALLOW FOR DELAYED DISMANTLING ACTIVITIES



SECURITY SYSTEM MASTER CLOCK - TO BE RELOCATED TO THE ELECTRICAL ROOM - REFER DWG 2573-A104 & PHOTO 4 ON DWG 2573-P101

WHITEBOARD

ACCESS CARD STORAGE

GN E11

DISCONNECT AND REMOVE AC UNIT-REFER MECHANICAL DRAWINGS

## LIFT LOBBY

NEATLY CUT EXISTING BLOCKWORK FROM FLOOR TO SLAB SOFFIT OVER ENSURING NO LIVE POWER CABLES OR SIMILAR ARE WITHIN THE WALL - CUT TO ALIGN WITH INTERNAL FACE OF PERPENDICULAR WALL

SERVICES LIFT NO. 3

COORDINATE RELOCATION OF EXISTING CARD READER BY OTHERS

LIFT No.4

VESDA, EWIS & FIP MIMIC PANEL - -REFER PHOTO 7 ON DWG 2573-P101

DISMANTLE BULKHEAD TO ENTIRE PERIMETER OF CONTROL ROOM AFTER EXISTING LIGHT FITTINGS HAVE BEEN REMOVED

PUBLIC LIFT LOBBY

LIFT No.5

FIRE SEAL EXISTING SLAB PENETRATION TO 120/120/120 FRL & PROVIDE WRITTEN CERTIFICATION

## RECEPTION AREA

EXTERNAL LIGHTING CONTROLS TO BE RELOCATED - REFER PHOTO 6 ON DWG 2573-P101 & ELECTRICAL DRAWINGS

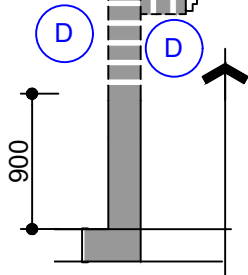
SECURITY CENTRE 1.05

ALL REDUNDANT EQUIPMENT AND THE LIKE TO BE REMOVED FROM SITE

AIR LOCK

GN E2

GN E1



DISMANTLE AND REMOVE FROM SITE EXISTING FIRE RATED ROLLER SHUTTER, SUPPORT BRACKETS AND CEILING PANEL BELOW - REFER PHOTOS 2 & 3 ON DWG. 2573-P101

TENDER BOX - DISMANTLE AND REMOVE

LIGHTING SWITCH PANEL - RELOCATE TO NEW JOINERY

3 No, RADIO RECHARGE CONSOLES - REFER PHOTO 8 ON DWG 2573-P101- RELOCATE TO NEW SECURITY CONTROL ROOM

FIRST AID CABINET - RELOCATE TO NEW JOINERY

## 1 EXISTING PLAN DETAIL

Scale 1:50 @ Original Sheet Size (Metres)

Tuesday, 5 November 2019 10:33:23 AM

REV DESCRIPTION	DATE	REV DESCRIPTION	DATE
A FOR TENDER	16.10.19		
B REVISED FOR TENDER	05.11.19		

NOTE  
 1. All dimensions in millimetres unless noted otherwise.  
 2. Do not scale drawings. Scale indicated on drawing.  
 3. All dimensions to be verified on site prior to commencing any work.  
 4. All work to be carried out in accordance with the current editions of the Building Code of Australia and relevant Australian Standards, and local authority requirements.

**Integrated Space**  
 Integrated Space Pty Ltd  
 ACN 098 835 299  
 PO Box 5144  
 Kingston ACT 2604  
 Tel 02 6273 0805  
 Fax 02 6273 0806  
 E-mail info@int-space.com  
 Primary Nominee: Sergio Garcia  
 Registration Number: 771

CLIENT  
  
 HIGH COURT OF AUSTRALIA

COPYRIGHT  
 This document is and shall remain the property of Integrated Space Pty Ltd.

DIN:  
 IS-SHEET-CON-A3-PORTRAIT-H V02.01

PROJECT  
**GROUND FLOOR SECURITY CONTROL ROOM & SECURE LIFT FOYER**

BLOCK 15 SECTION 28 DIVISION PARKES

AUTHORISED FOR ISSUE BY:  
 Signature on original document indicated by (\*) preceding authorised signatory.  
 \*Authority Signature

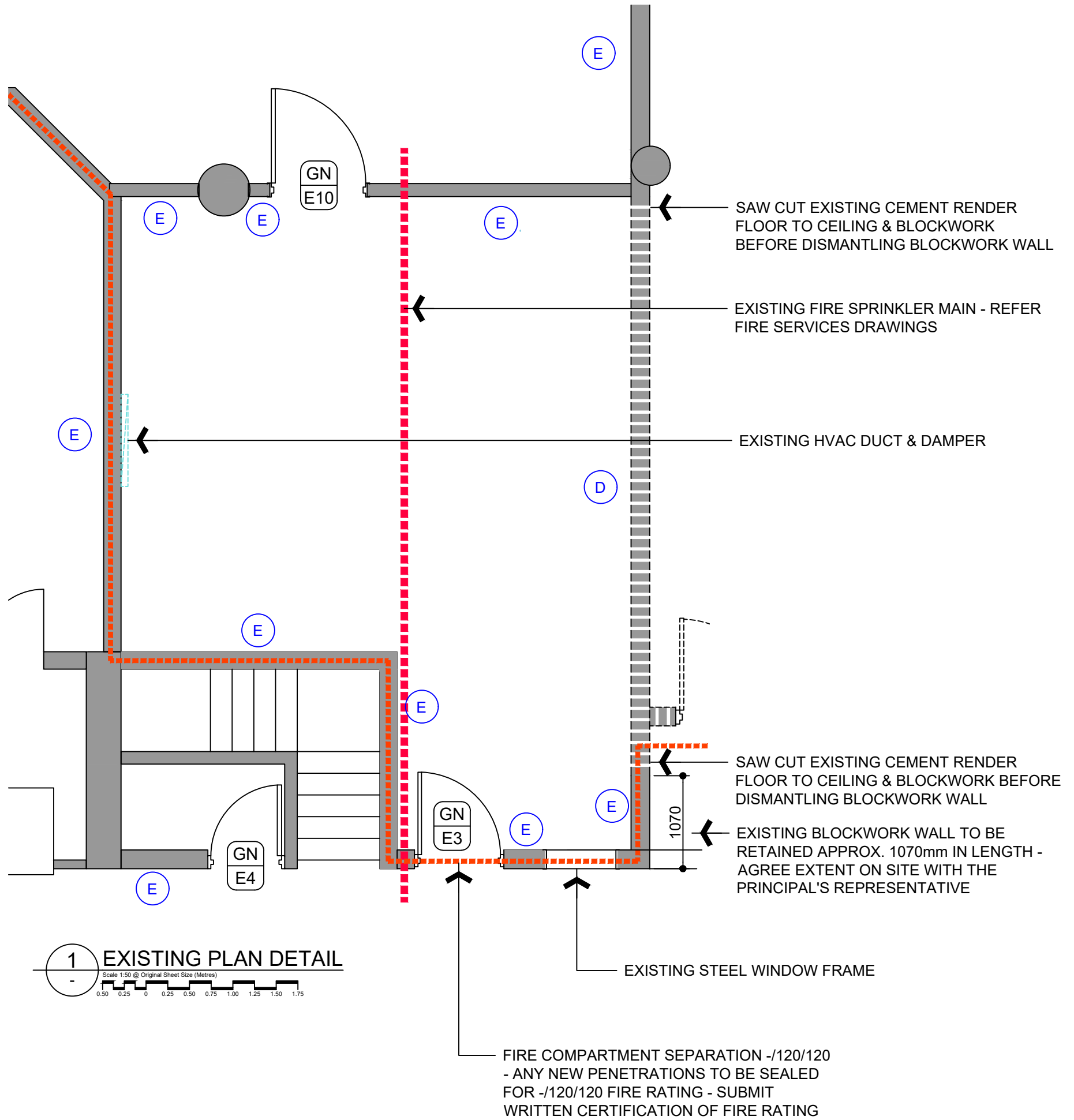
DRAWING TITLE  
**EXISTING PLAN SHEET 1 OF 3**

PROJECT STATUS  
 For Information NOT FOR CONSTRUCTION  
 For Tender NOT FOR CONSTRUCTION  
 For Construction

DRAWN DATE SHEET SIZE  
 SG 12.11.18 A3

DRAWING FILE LOCATION  
 C:\Users\ISpace02\Documents\ISpaceProj\HCA\2573 - Relocate SCR\03 - Tender\3.01 - Integrated Space\2573-TEN-191105.dwg

DRAWING NO.  
**2573-A105/B**



REV DESCRIPTION	DATE	REV DESCRIPTION	DATE
A FOR TENDER	05.11.19		

NOTE

- All dimensions in millimetres unless noted otherwise.
- Do not scale drawings. Scale indicated on drawing.
- All dimensions to be verified on site prior to commencing any work.
- All work to be carried out in accordance with the current editions of the Building Code of Australia and relevant Australian Standards, and local authority requirements.

**is**  
Integrated Space  
Integrated Space Pty Ltd  
ACN 098 835 299  
PO Box 5144  
Kingston ACT 2604  
Tel 02 6273 0805  
Fax 02 6273 0806  
E-mail info@int-space.com  
Primary Nominee: Sergio Garcia  
Registration Number: 771

CLIENT  
  
HIGH COURT OF AUSTRALIA

COPYRIGHT  
This document is and shall remain the property of Integrated Space Pty Ltd.

DIN:  
IS-SHEET-CON-A3-PORTRAIT-H V02.01

PROJECT  
**GROUND FLOOR SECURITY CONTROL ROOM & SECURE LIFT FOYER**

BLOCK 15 SECTION 28 DIVISION PARKES

AUTHORISED FOR ISSUE BY:  
Signature on original document indicated by (\*) preceding authorised signatory.  
*\*Authority Signature*

DRAWING TITLE  
**EXISTING PLAN SHEET 2 OF 3**

PROJECT STATUS	NOT FOR CONSTRUCTION
<input type="checkbox"/> For Information	NOT FOR CONSTRUCTION
<input type="checkbox"/> For Tender	NOT FOR CONSTRUCTION
<input type="checkbox"/> For Construction	

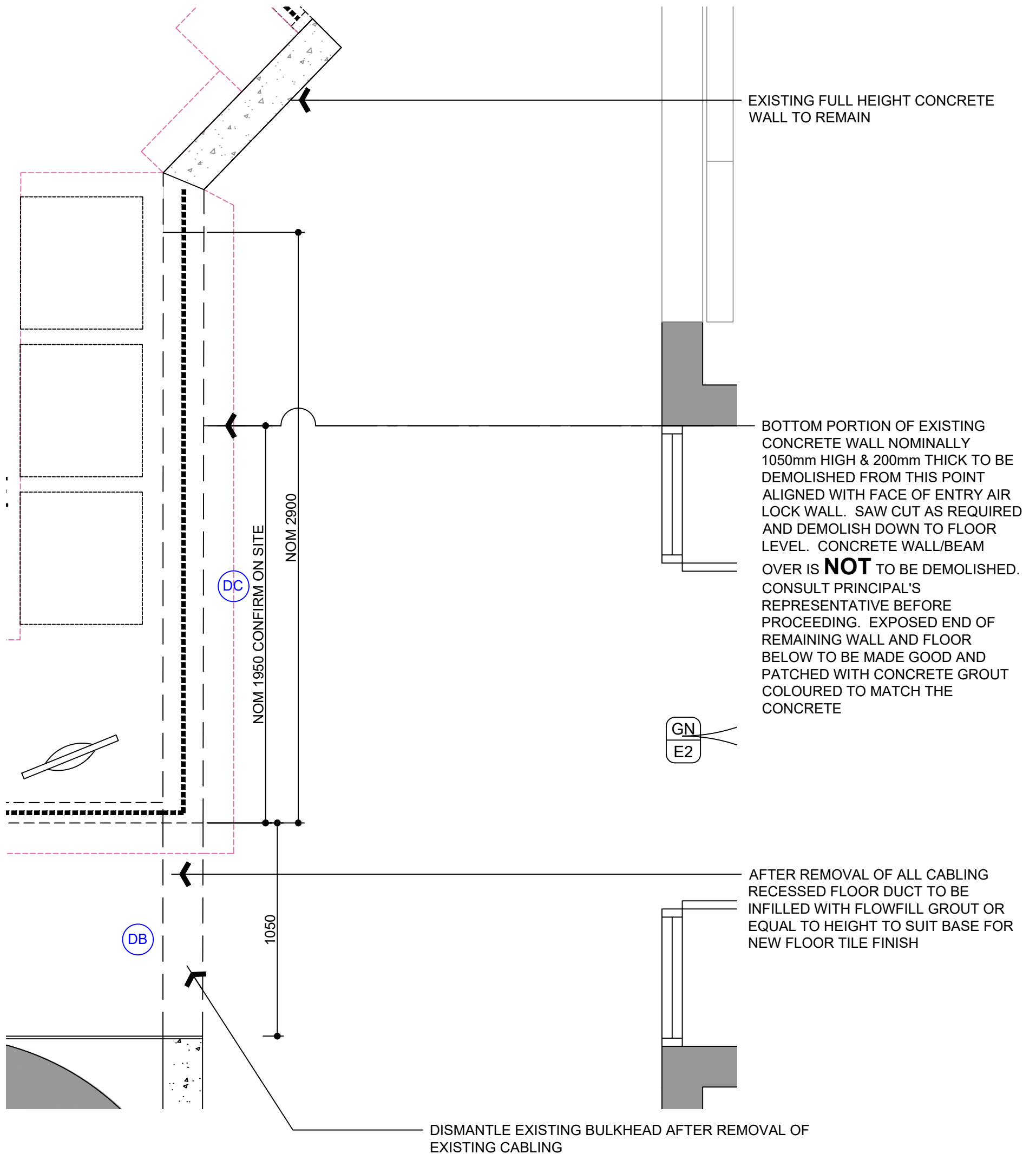
DRAWN	DATE	SHEET SIZE
SG	12.11.18	A3

DRAWING FILE LOCATION  
C:\Users\ISpace02\Documents\ISpaceProj\HCA\2573 - Relocate SCR\03 - Tender\3.01 - Integrated Space\2573-TEN-191105.dwg

DRAWING NO.  
**2573-A106/A**

Tuesday, 5 November 2019 10:33:27 AM





**1 EXISTING PLAN DETAIL**  
 Scale 1:20 @ Original Sheet Size (Millimetres)



Tuesday, 5 November 2019 10:33:33 AM

REV DESCRIPTION	DATE	REV DESCRIPTION	DATE
A FOR TENDER	05.11.19		

**NOTE**

- All dimensions in millimetres unless noted otherwise.
- Do not scale drawings. Scale indicated on drawing.
- All dimensions to be verified on site prior to commencing any work.
- All work to be carried out in accordance with the current editions of the Building Code of Australia and relevant Australian Standards, and local authority requirements.

**Integrated Space**  
 Integrated Space Pty Ltd  
 ACN 098 835 299  
 PO Box 5144  
 Kingston ACT 2604  
 Tel 02 6273 0805  
 Fax 02 6273 0806  
 E-mail info@int-space.com  
 Primary Nominee: Sergio Garcia  
 Registration Number: 771

**CLIENT**

**HIGH COURT OF AUSTRALIA**

**COPYRIGHT**  
 This document is and shall remain the property of Integrated Space Pty Ltd.

**DIN:**  
 IS-SHEET-CON-A3-PORTRAIT-H V02.01

**PROJECT**

**GROUND FLOOR SECURITY CONTROL ROOM & SECURE LIFT FOYER**

**BLOCK** 15    **SECTION** 28    **DIVISION** PARKES

**AUTHORISED FOR ISSUE BY:**  
 Signature on original document indicated by (\*) preceding authorised signatory.

*\*Authority Signature*

**DRAWING TITLE**  
**EXISTING PLAN SHEET 3 OF 3**

**PROJECT STATUS**

<input type="checkbox"/> For Information	NOT FOR CONSTRUCTION
<input type="checkbox"/> For Tender	NOT FOR CONSTRUCTION
<input type="checkbox"/> For Construction	

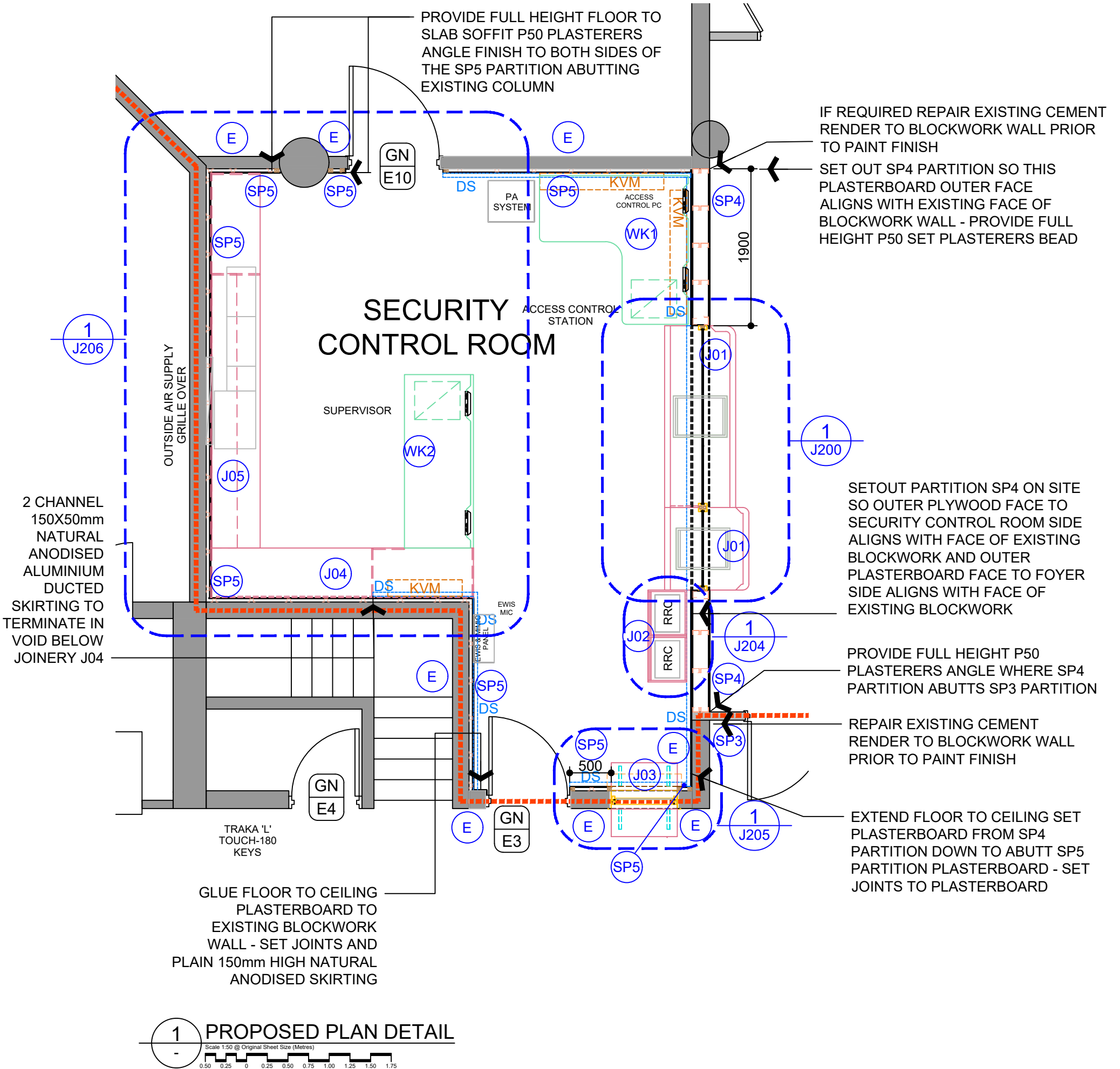
**DRAWN** SG    **DATE** 12.11.18    **SHEET SIZE** A3

**DRAWING FILE LOCATION**  
 C:\Users\ISpace02\Documents\ISpaceProj\HCA\2573 - Relocate SCR\03 - Tender\3.01 - Integrated Space\2573-TEN-191105.dwg

**DRAWING NO.**  
**2573-A107/A**

# NOTE

1. WITHIN THE SECURITY CONTROL ROOM, FROM DOOR GN/E3 TO GN/E10, PAST JOINERY J01 & FROM DOOR GN/D3 TO PART WAY UNDER JOINERY J04 SUPPLY AND INSTALL 150X50mm, TWO CHANNEL DUCTED NATURAL ANODISED ALUMINIUM SKIRTING. REFER ELECTRICAL DOCUMENTS.



Tuesday, 5 November 2019 10:33:37 AM

REV DESCRIPTION	DATE	REV DESCRIPTION	DATE
A FOR TENDER	05.11.19		

**NOTE**

- All dimensions in millimetres unless noted otherwise.
- Do not scale drawings. Scale indicated on drawing.
- All dimensions to be verified on site prior to commencing any work.
- All work to be carried out in accordance with the current editions of the Building Code of Australia and relevant Australian Standards, and local authority requirements.

**Integrated Space**  
 Integrated Space Pty Ltd  
 ACN 098 835 299  
 PO Box 5144  
 Kingston ACT 2604  
 Tel 02 6273 0805  
 Fax 02 6273 0906  
 E-mail info@int-space.com  
 Primary Nominee: Sergio Garcia  
 Registration Number: 771

**CLIENT**

**HIGH COURT OF AUSTRALIA**

**COPYRIGHT**  
 This document is and shall remain the property of Integrated Space Pty Ltd.

DIN: IS-SHEET-CON-A3-PORTRAIT-H V02.01

**PROJECT**

**GROUND FLOOR SECURITY CONTROL ROOM & SECURE LIFT FOYER**

BLOCK 15 SECTION 28 DIVISION PARKES

AUTHORISED FOR ISSUE BY:  
 Signature on original document indicated by (\*) preceding authorised signatory.  
 \*Authority Signature

**DRAWING TITLE**

**PROPOSED PLAN SHEET 1 OF 3**

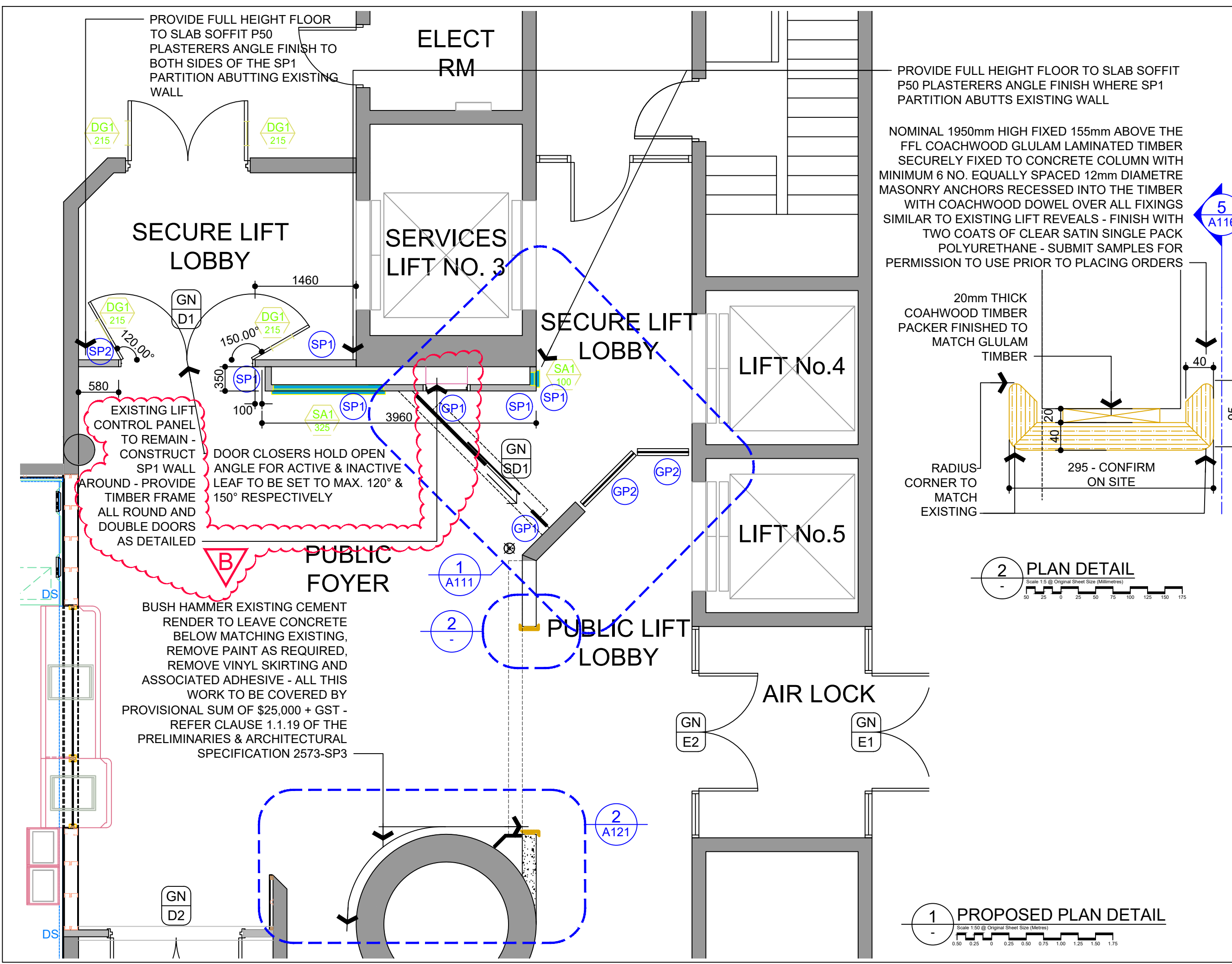
PROJECT STATUS	NOT FOR CONSTRUCTION
For Information	NOT FOR CONSTRUCTION
For Tender	NOT FOR CONSTRUCTION
For Construction	NOT FOR CONSTRUCTION

DRAWN	DATE	SHEET SIZE
SG	12.11.18	A3

DRAWING FILE LOCATION  
 C:\Users\Space02\Documents\ISpace\Proj\HCA\2573 - Relocate SCR\03 - Tender\3.01 - Integrated Space\2573-TEN-191105.dwg

DRAWING NO.  
**2573-A108/A**

Tuesday, 5 November 2019 10:33:43 AM



- NOTE**
- All dimensions in millimetres unless noted otherwise.
  - Do not scale drawings. Scale indicated on drawing.
  - All dimensions to be verified on site prior to commencing any work.
  - All work to be carried out in accordance with the current editions of the Building Code of Australia and relevant Australian Standards, and local authority requirements.

**AUTHORISED FOR ISSUE BY:**  
 Signature on original document indicated by (\*) preceding authorised signatory.  
 \*Authority Signature

REV	DESCRIPTION	DATE
A	FOR REVIEW	13.05.19
B	NOTE ADDED FOR DOOR GWD1	29.08.19
C	NOTES AMENDED & REISSUE FOR TENDER	14.09.19
D	FOR TENDER	16.10.19
E	REVISED FOR TENDER	05.11.19

**COPYRIGHT**  
 This document is and shall remain the property of Integrated Space Pty Ltd.  
**DIN:**  
 IS-SHEET-CON-A3-LANDSCAPE-V V02.01



**Integrated Space**  
 Integrated Space Pty Ltd  
 ACN 098 835 299  
 PO Box 5144  
 Kingston ACT 2604  
 Tel 02 6273 0805  
 Fax 02 6273 0806  
 E-mail info@int-space.com  
 Primary Nominee: Sergio Garcia  
 Registration Number: 771

**PROJECT**  
**GROUND FLOOR SECURITY CONTROL ROOM & SECURE LIFT LOBBY**

**BLOCK** 15    **SECTION** 28    **DIVISION** PARKES

**DRAWING TITLE**  
**PROPOSED PLAN SHEET 2 OF 3**

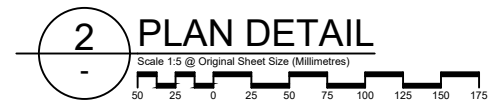
**PROJECT STATUS**

<input type="checkbox"/> For Information	<input type="checkbox"/> NOT FOR CONSTRUCTION
<input type="checkbox"/> For Tender	<input type="checkbox"/> NOT FOR CONSTRUCTION
<input type="checkbox"/> For Construction	

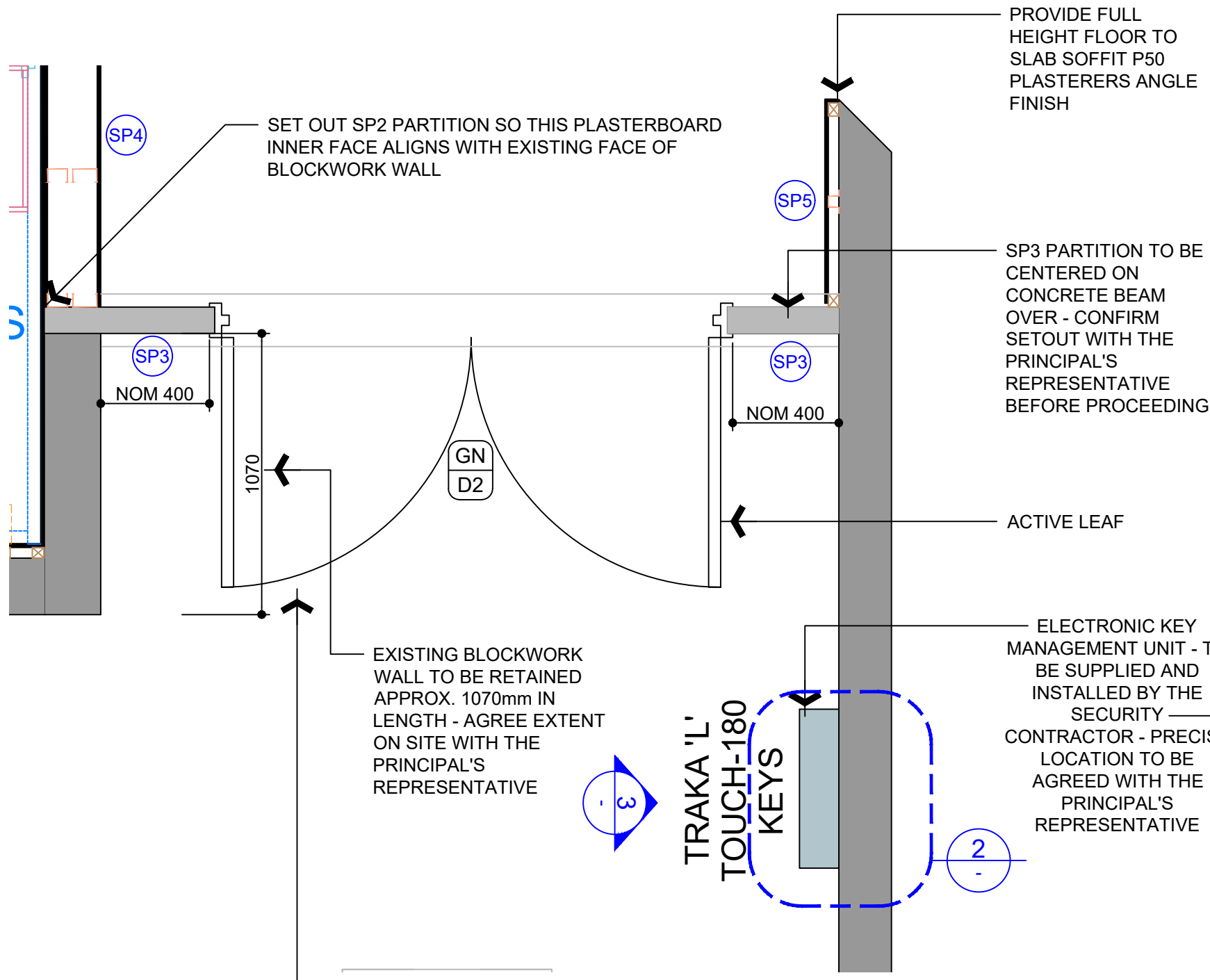
**DRAWN** SG    **DATE** 12.11.18    **SHEET SIZE** A3

**DRAWING FILE LOCATION**  
 C:\Users\Space\Documents\Space\Projects\2573 - Release Schemes - Tender\2573 - Integrated Space\2573-TEN-191118.dwg

**DRAWING NO.**  
**2573-A109/E**



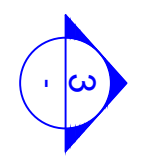
Tuesday, 5 November 2019 10:33:48 AM



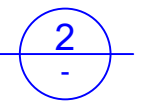
**1 PROPOSED PLAN**  
 Scale 1:20 @ Original Sheet Size (Millimetres)

BOTH LEAVES TO INCLUDE MAGNETIC HOLD OPEN DEVICES CONNECTED TO THE FIP TO RELEASE THE DOORS UPON ALARM - REFER FIRE SERVICES DRAWINGS - CONSTRUCT STEEL BRACKET FROM MINIMUM 6mm THICK STEEL FIXED WITH 2 NO. 16mm DIAMETRE MASONRY ANCHORS TO CONCRETE AND BLOCKWORK WALLS EITHER SIDE OF THE DOORS AT HIGH LEVEL TO MOUNT THE MAGNETIC HOLD OPEN DEVICES SO DOORS ARE HELD OPEN AT APPROX. 90 DEGREES. DIMENSIONS TO SUIT SITE MEASUREMENTS. PROVIDE WORKSHOP DRAWING OF PROPOSED BRACKETS AND SUBMIT FOR PERMISSION TO USE TO THE PRINCIPAL'S REPRESENTATIVE PRIOR TO MANUFACTURE

EXISTING BLOCKWORK WALL TO BE RETAINED APPROX. 1070mm IN LENGTH - AGREE EXTENT ON SITE WITH THE PRINCIPAL'S REPRESENTATIVE



TRAKA 'L' TOUCH-180 KEYS



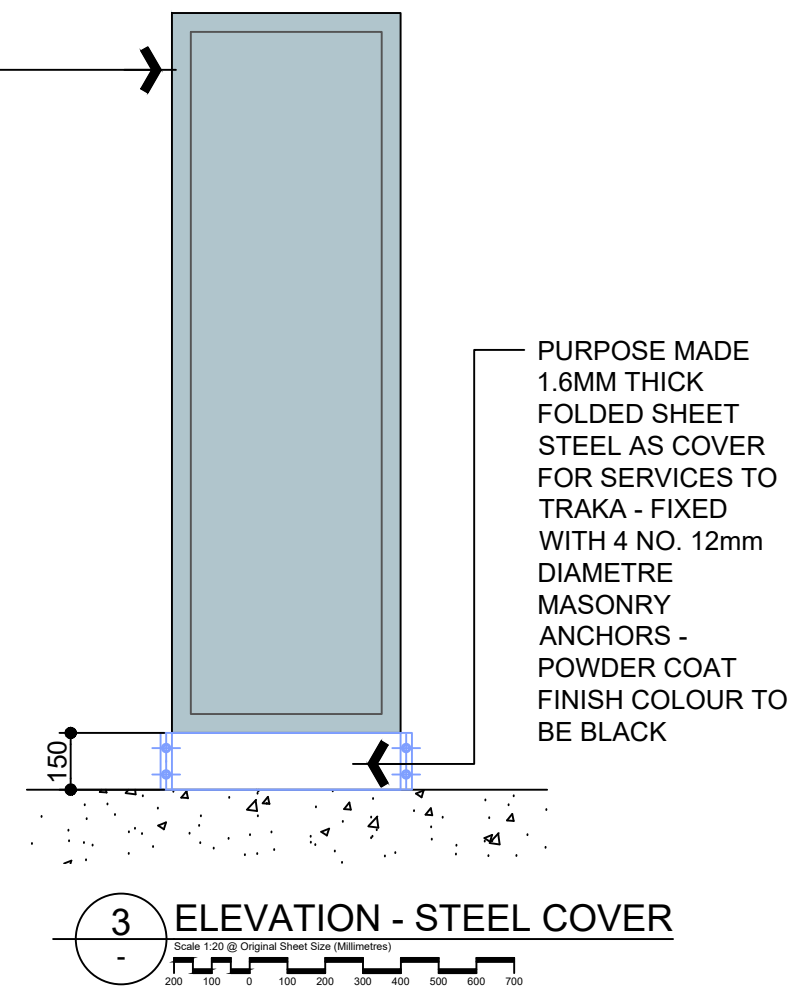
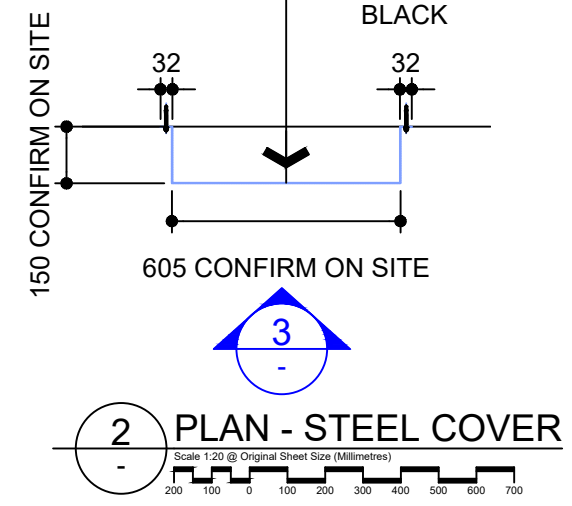
ELECTRONIC KEY MANAGEMENT UNIT - TO BE SUPPLIED AND INSTALLED BY THE SECURITY CONTRACTOR - PRECISE LOCATION TO BE AGREED WITH THE PRINCIPAL'S REPRESENTATIVE

SP3 PARTITION TO BE CENTERED ON CONCRETE BEAM OVER - CONFIRM SETOUT WITH THE PRINCIPAL'S REPRESENTATIVE BEFORE PROCEEDING

PROVIDE FULL HEIGHT FLOOR TO SLAB SOFFIT P50 PLASTERERS ANGLE FINISH

SET OUT SP2 PARTITION SO THIS PLASTERBOARD INNER FACE ALIGNS WITH EXISTING FACE OF BLOCKWORK WALL

PURPOSE MADE 1.6mm THICK FOLDED SHEET STEEL AS COVER FOR SERVICES TO TRAKA - FIXED WITH 4 NO. 12mm DIAMETRE MASONRY ANCHORS - POWDER COAT FINISH COLOUR TO BE BLACK



- NOTE
- All dimensions in millimetres unless noted otherwise.
  - Do not scale drawings. Scale indicated on drawing.
  - All dimensions to be verified on site prior to commencing any work.
  - All work to be carried out in accordance with the current editions of the Building Code of Australia and relevant Australian Standards, and local authority requirements.

AUTHORISED FOR ISSUE BY:  
 Signature on original document indicated by (\*) preceding authorised signatory.

\*Authority Signature

REV	DESCRIPTION	DATE
A	FOR TENDER	05.11.19

COPYRIGHT  
 This document is and shall remain the property of Integrated Space Pty Ltd.

DIN:  
 IS-SHEET-CON-A3-LANDSCAPE-V 02.01

CLIENT

HIGH COURT OF AUSTRALIA

**is**  
 Integrated Space  
 Integrated Space Pty Ltd  
 ACN 098 835 299  
 PO Box 5144  
 Kingston ACT 2604  
 Tel 02 6273 0805  
 Fax 02 6273 0806  
 E-mail info@int-space.com  
 Primary Nominee: Sergio Garcia  
 Registration Number: 771

PROJECT  
**GROUND FLOOR SECURITY CONTROL ROOM & SECURE LIFT FOYER**

BLOCK 15 SECTION 28 DIVISION PARKES

DRAWING TITLE  
**PROPOSED PLAN SHEET 3 OF 3**

PROJECT STATUS

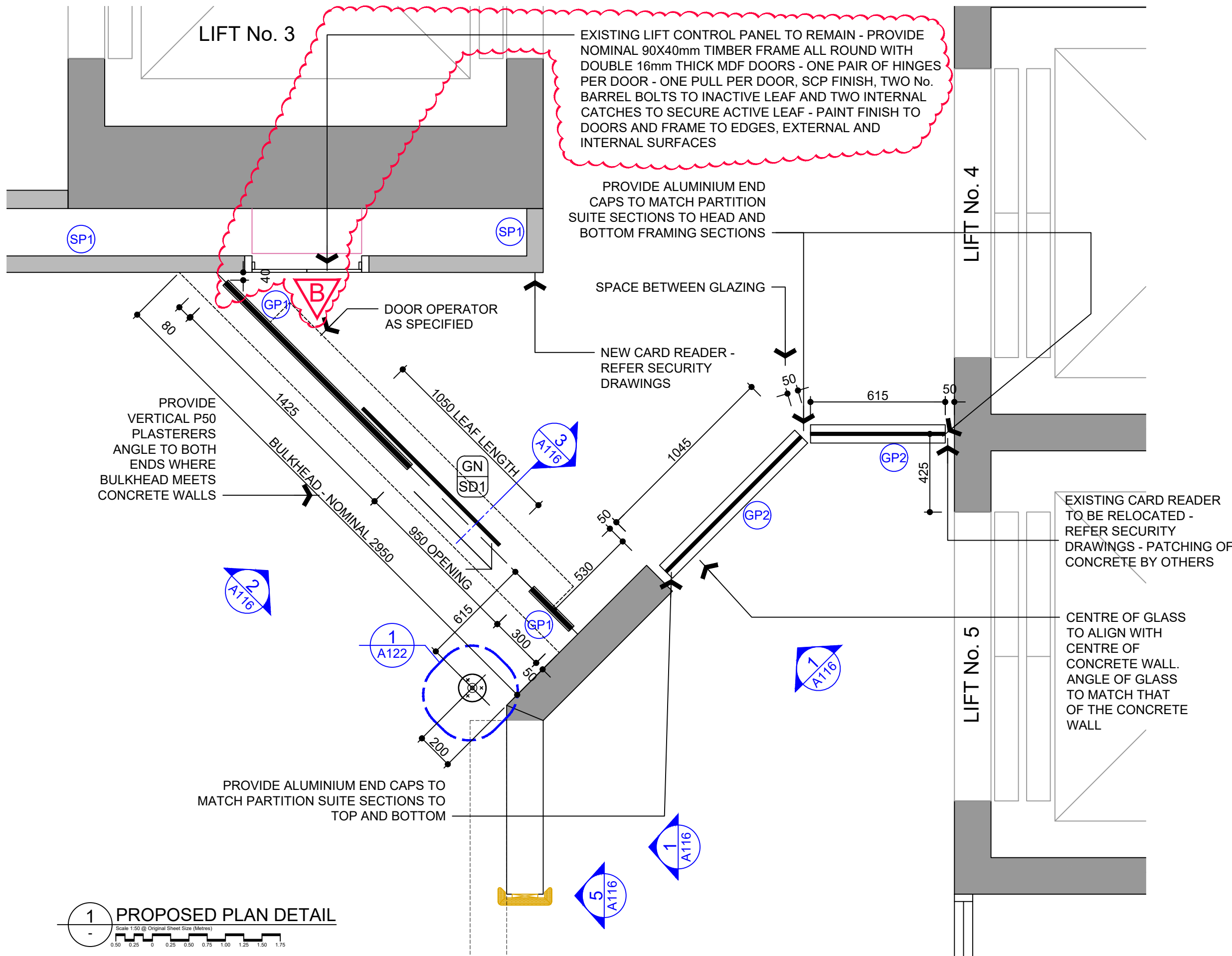
<input type="checkbox"/>	For Information	NOT FOR CONSTRUCTION
<input checked="" type="checkbox"/>	For Tender	NOT FOR CONSTRUCTION
<input type="checkbox"/>	For Construction	

DRAWN DATE SHEET SIZE  
 SG 12.11.18 A3

DRAWING FILE LOCATION  
 C:\Users\sgarcia\Documents\Integrated Space\Project\HCA2573 - Relocate SCS 3 - Tender 01 - Integrated Space\2573-TEN-181118.dwg

DRAWING NO.  
**2573-A110/A**





EXISTING LIFT CONTROL PANEL TO REMAIN - PROVIDE NOMINAL 90X40mm TIMBER FRAME ALL ROUND WITH DOUBLE 16mm THICK MDF DOORS - ONE PAIR OF HINGES PER DOOR - ONE PULL PER DOOR, SCP FINISH, TWO No. BARREL BOLTS TO INACTIVE LEAF AND TWO INTERNAL CATCHES TO SECURE ACTIVE LEAF - PAINT FINISH TO DOORS AND FRAME TO EDGES, EXTERNAL AND INTERNAL SURFACES

PROVIDE ALUMINIUM END CAPS TO MATCH PARTITION SUITE SECTIONS TO HEAD AND BOTTOM FRAMING SECTIONS

SPACE BETWEEN GLAZING

NEW CARD READER - REFER SECURITY DRAWINGS

EXISTING CARD READER TO BE RELOCATED - REFER SECURITY DRAWINGS - PATCHING OF CONCRETE BY OTHERS

CENTRE OF GLASS TO ALIGN WITH CENTRE OF CONCRETE WALL. ANGLE OF GLASS TO MATCH THAT OF THE CONCRETE WALL

PROVIDE VERTICAL P50 PLASTERERS ANGLE TO BOTH ENDS WHERE BULKHEAD MEETS CONCRETE WALLS

PROVIDE ALUMINIUM END CAPS TO MATCH PARTITION SUITE SECTIONS TO TOP AND BOTTOM

**1 PROPOSED PLAN DETAIL**  
Scale 1:50 @ Original Sheet Size (Metres)

- NOTE
- All dimensions in millimetres unless noted otherwise.
  - Do not scale drawings. Scale indicated on drawing.
  - All dimensions to be verified on site prior to commencing any work.
  - All work to be carried out in accordance with the current editions of the Building Code of Australia and relevant Australian Standards, and local authority requirements.

AUTHORISED FOR ISSUE BY:  
Signature on original document indicated by (\*) preceding authorised signatory.  
  
\*Authority Signature

REV	DESCRIPTION	DATE
A	FOR TENDER	16.10.19
B	REVISED FOR TENDER	05.11.19

COPYRIGHT  
This document is and shall remain the property of Integrated Space Pty Ltd.  
DIN:  
IS-SHEET-CON-A3-LANDSCAPE-V 02.01



Integrated Space  
Integrated Space Pty Ltd  
ACN 096 835 299  
PO Box 5144  
Kingston ACT 2604  
Tel 02 6273 0805  
Fax 02 6273 0806  
E-mail info@int-space.com  
Primary Nominee: Sergio Garcia  
Registration Number: 771

PROJECT  
**GROUND FLOOR SECURITY CONTROL ROOM & SECURE LIFT FOYER**

BLOCK 15 SECTION 28 DIVISION PARKES

DRAWING TITLE  
**PLAN DETAIL OF SLIDING DOOR SD1**

PROJECT STATUS

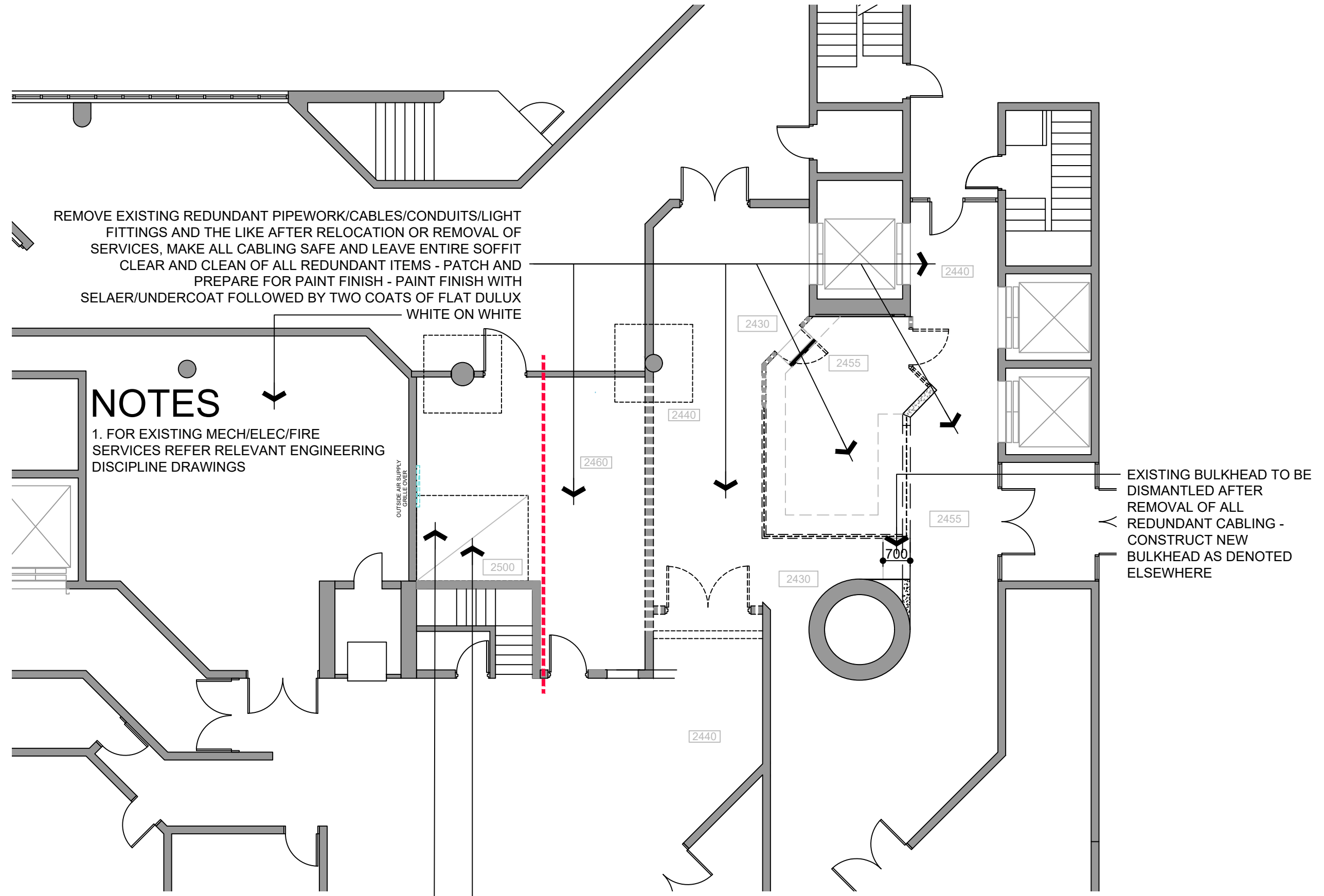
<input type="checkbox"/> For Information	<input type="checkbox"/> NOT FOR CONSTRUCTION
<input checked="" type="checkbox"/> For Tender	<input type="checkbox"/> NOT FOR CONSTRUCTION
<input type="checkbox"/> For Construction	

DRAWN DATE SHEET SIZE  
SG 12.11.18 A3

DRAWING FILE LOCATION  
C:\Users\sgarcia\Documents\Integrated Space\Projects\HCA2573 - Riverside School - Tender\01 - Integrated Space\2573-TEN-191108.dwg

DRAWING NO.  
**2573-A111/B**

Tuesday, 5 November 2019 10:33:57 AM



NOTE  
1. All dimensions in millimetres unless noted otherwise.  
2. Do not scale drawings. Scale indicated on drawing.  
3. All dimensions to be verified on site prior to commencing any work.  
4. All work to be carried out in accordance with the current editions of the Building Code of Australia and relevant Australian Standards, and local authority requirements.

AUTHORISED FOR ISSUE BY:  
Signature on original document indicated by (\*) preceding authorised signatory.  
  
\* Authority Signature

REV	DESCRIPTION	DATE
A	FOR TENDER	05.11.19

COPYRIGHT  
This document is and shall remain the property of Integrated Space Pty Ltd.  
  
DIN:  
IS-SHEET-CON-A3-LANDSCAPE-V V02.01



Integrated Space  
Integrated Space Pty Ltd  
ACN 098 835 299  
PO Box 5144  
Kingston ACT 2604  
Tel 02 6273 0805  
Fax 02 6273 0806  
E-mail info@int-space.com  
Primary Nominee: Sergio Garcia  
Registration Number: 771

PROJECT  
**GROUND FLOOR SECURITY CONTROL ROOM & SECURE LIFT FOYER**

BLOCK 15 SECTION 28 DIVISION PARKES

DRAWING TITLE  
**EXISTING REFLECTED CEILING PLAN**

PROJECT STATUS	
<input type="checkbox"/> For Information	NOT FOR CONSTRUCTION
<input checked="" type="checkbox"/> For Tender	NOT FOR CONSTRUCTION
<input type="checkbox"/> For Construction	

DRAWN	DATE	SHEET SIZE
SG	12.11.18	A3

DRAWING FILE LOCATION  
C:\Users\sgarcia\Documents\Integrated Space\Projects\HCA2573 - Relocate SCRS - Tender\01 - Integrated Space\2573-TEN-181118.dwg

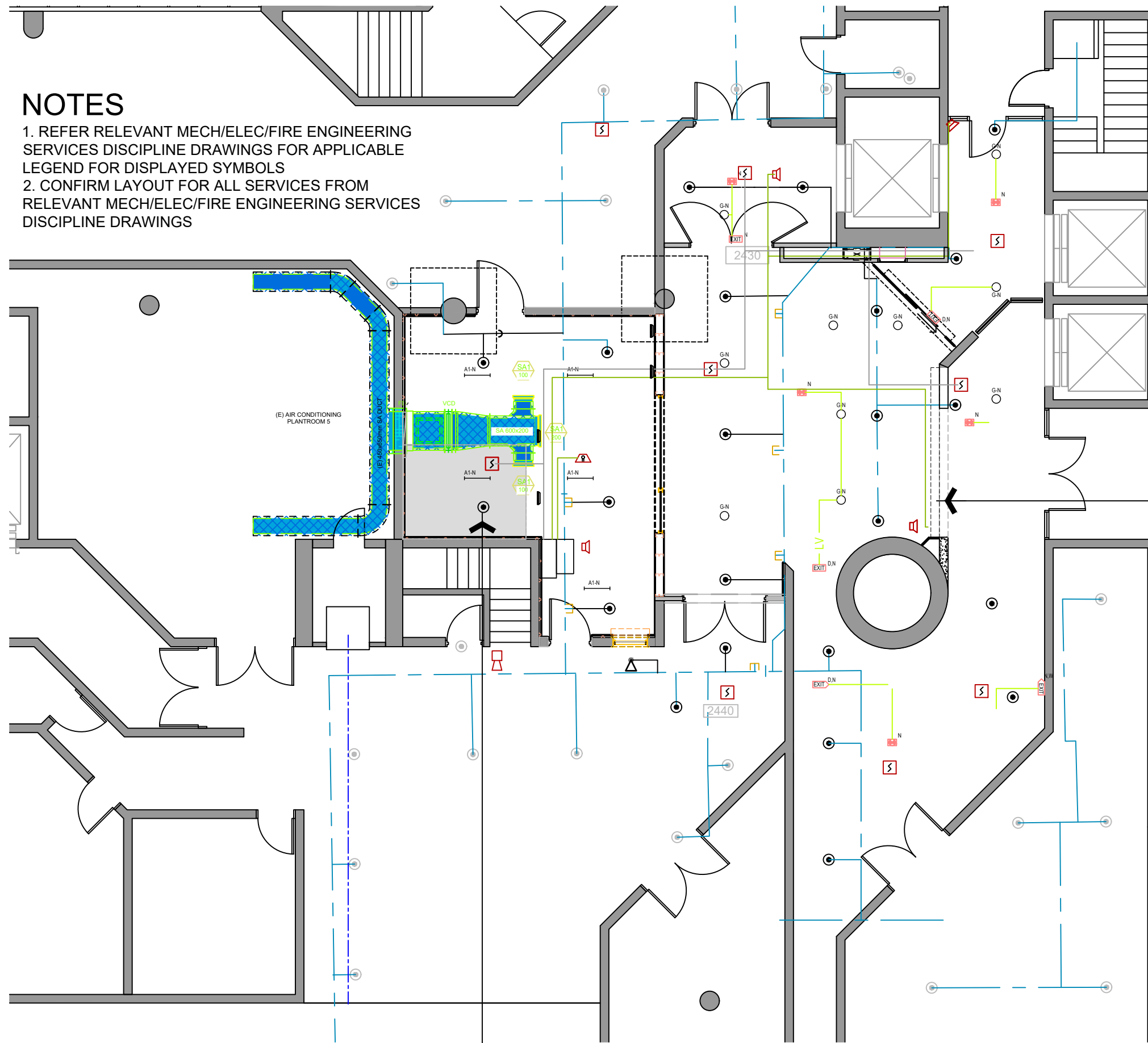
DRAWING NO.  
**2573-A112/A**

**1 EXISTING REFLECTED CEILING PLAN**  
Scale 1:100 @ Original Sheet Size (Metres)

Tuesday, 5 November 2019 10:34:02 AM

## NOTES

1. REFER RELEVANT MECH/ELEC/FIRE ENGINEERING SERVICES DISCIPLINE DRAWINGS FOR APPLICABLE LEGEND FOR DISPLAYED SYMBOLS
2. CONFIRM LAYOUT FOR ALL SERVICES FROM RELEVANT MECH/ELEC/FIRE ENGINEERING SERVICES DISCIPLINE DRAWINGS



## NOTES

1. PREPARE AND SUBMIT A COORDINATION DRAWING FOR ALL THE CEILING SERVICES IN THE AREA OF WORKS ILLUSTRATING PRECISE LOCATION OF PROPOSED SERVICES CONSISTENT WITH THE TENDER DOCUMENTS AND PROPOSED RETICULATION PATHS FOR ALL CONDUITS, ALL CABLING, SPRINKLER PIPEWORK AND THE LIKE (INCLUDING MECH/ELEC/FIRE & SECURITY ITEMS) WHICH ARE TO BE INSTALLED IN NEAT STRAIGHT COORDINATED ROWS.
2. INSTALLATION OF ANY CONDUITS, CABLING, SPRINKLER PIPEWORK AND THE LIKE IS NOT TO COMMENCE UNTIL PERMISSION TO PROCEED IS GRANTED BY THE PRINCIPAL'S REPRESENTATIVE

CONSTRUCT CEILING BULKHEAD FRAME USING 42X42mm DESIGN PINE BATTENS AT MAX. 450mm CENTRES FIXED TO CONCRETE SOFFIT USING M6, 75mm LONG BLUETIP SCREWBOLTS AT MAX. 600mm CTRS. AND LINE WITH 13mm THICK SET PLASTERBOARD - SET JOINTS TO PLASTERBOARD FOR PAINT FINISH - BULKHEAD TO HAVE NOMINAL DIMENSIONS OF 4000X200X200mm - CONFIRM FINAL DIMENSIONS WITH THE PRINCIPAL'S REPRESENTATIVE BEFORE PROCEEDING

TO THIS AREA SUPPLY AND INSTALL TOP HAT SECTIONS FIXED TO CONCRETE SLAB SOFFIT, SCREW FIX 13mm THICK PLASTERBOARD TO FINISH FLUSH WITH ADJACENT CONCRETE CEILING SOFFIT, SET PLASTER FINISH TO ALL PLASTERBOARD JOINTS, PROVIDE P50 PLASTERERS BEAD TO 4 SIDES ABUTTING CONCRETE SOFFIT PERIMETER AND WALLS, PAINT FINISH AS DETAILED ELSEWHERE

**1 PROPOSED REFLECTED CEILING PLAN**  
Scale 1:100 @ Original Sheet Size (Metres)

- NOTE
1. All dimensions in millimetres unless noted otherwise.
  2. Do not scale drawings. Scale indicated on drawing.
  3. All dimensions to be verified on site prior to commencing any work.
  4. All work to be carried out in accordance with the current editions of the Building Code of Australia and relevant Australian Standards, and local authority requirements.

AUTHORISED FOR ISSUE BY:  
Signature on original document indicated by (\*) preceding authorised signatory.

\*Authority Signature

REV	DESCRIPTION	DATE
A	FOR TENDER	05.11.19

COPYRIGHT  
This document is and shall remain the property of Integrated Space Pty Ltd.

DIN:  
IS-SHEET-CON-A3-LANDSCAPE-V V02.01

CLIENT



HIGH COURT OF AUSTRALIA



Integrated Space  
Integrated Space Pty Ltd  
ACN 098 835 299  
PO Box 5144  
Kingston ACT 2604  
Tel 02 6273 0805  
Fax 02 6273 0806  
E-mail info@int-space.com  
Primary Nominee: Sergio Garcia  
Registration Number: 771

PROJECT  
**GROUND FLOOR SECURITY CONTROL ROOM & SECURE LIFT FOYER**

BLOCK 15 SECTION 28 DIVISION PARKES

DRAWING TITLE  
**PROPOSED REFLECTED CEILING PLAN**

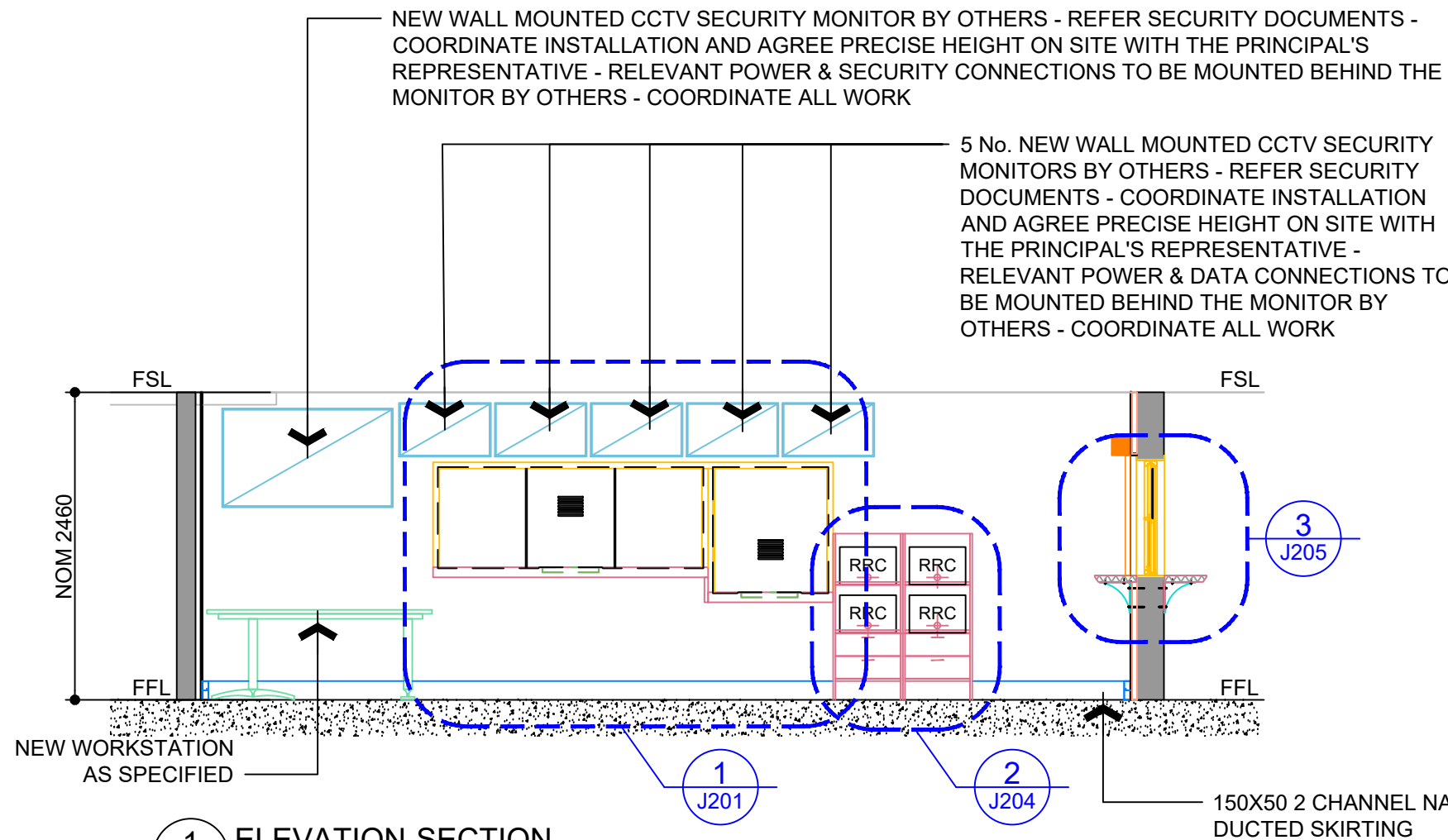
PROJECT STATUS  
 For Information NOT FOR CONSTRUCTION  
 For Tender NOT FOR CONSTRUCTION  
 For Construction

DRAWN DATE SHEET SIZE  
SG 12.11.18 A3

DRAWING FILE LOCATION  
C:\Users\sergio\Documents\Space\Proj\HCA2573 - Relocate SCRM - Tender.dwg  
Space\2573-TEN-181118.dwg

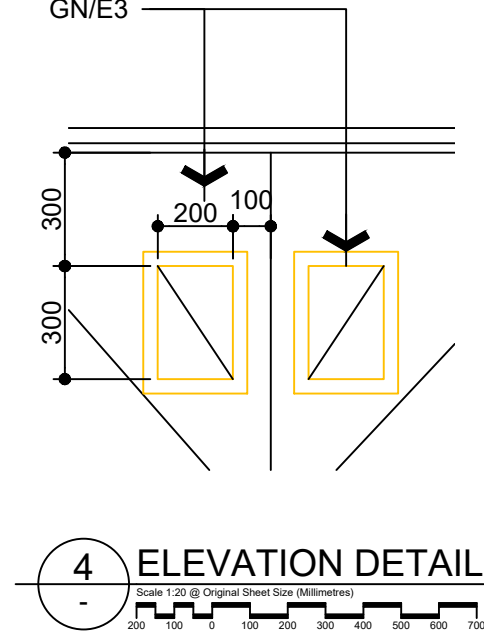
DRAWING NO.  
**2573-A113/A**

Tuesday, 5 November 2019 10:34:09 AM



1 ELEVATION-SECTION  
Scale 1:50 @ Original Sheet Size (Metres)

-120/120 FIRE RATED GLASS VIEWING PANELS TO MATCH EXISTING ON DOOR GN/E3



- NOTE
- All dimensions in millimetres unless noted otherwise.
  - Do not scale drawings. Scale indicated on drawing.
  - All dimensions to be verified on site prior to commencing any work.
  - All work to be carried out in accordance with the current editions of the Building Code of Australia and relevant Australian Standards, and local authority requirements.

AUTHORISED FOR ISSUE BY:  
Signature on original document indicated by (\*) preceding authorised signatory.

\*Authority Signature

REV	DESCRIPTION	DATE
A	FOR TENDER	05.11.19

COPYRIGHT  
This document is and shall remain the property of Integrated Space Pty Ltd.

DIN:  
IS-SHEET-CON-A3-LANDSCAPE-V 02.01

CLIENT



HIGH COURT OF AUSTRALIA



Integrated Space  
Integrated Space Pty Ltd  
ACN 098 835 299  
PO Box 5144  
Kingston ACT 2604  
Tel 02 6273 0805  
Fax 02 6273 0806  
E-mail info@int-space.com  
Primary Nominee: Sergio Garcia  
Registration Number: 771

PROJECT  
GROUND FLOOR SECURITY CONTROL ROOM & SECURE LIFT FOYER

BLOCK 15 SECTION 28 DIVISION PARKES

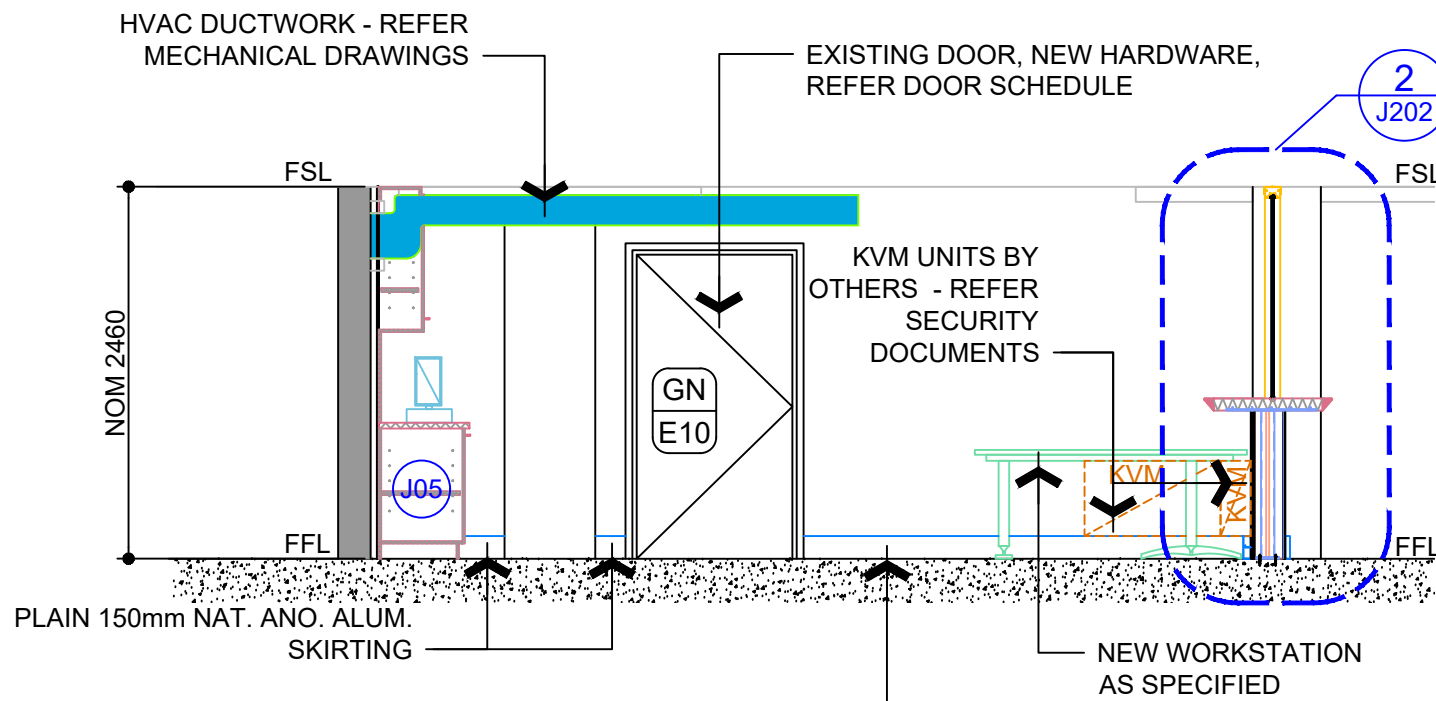
DRAWING TITLE  
ELEVATIONS & SECTIONS - SHEET 1 OF 3

PROJECT STATUS  
 For Information NOT FOR CONSTRUCTION  
 For Tender NOT FOR CONSTRUCTION  
 For Construction

DRAWN DATE SHEET SIZE  
SG 12.11.18 A3

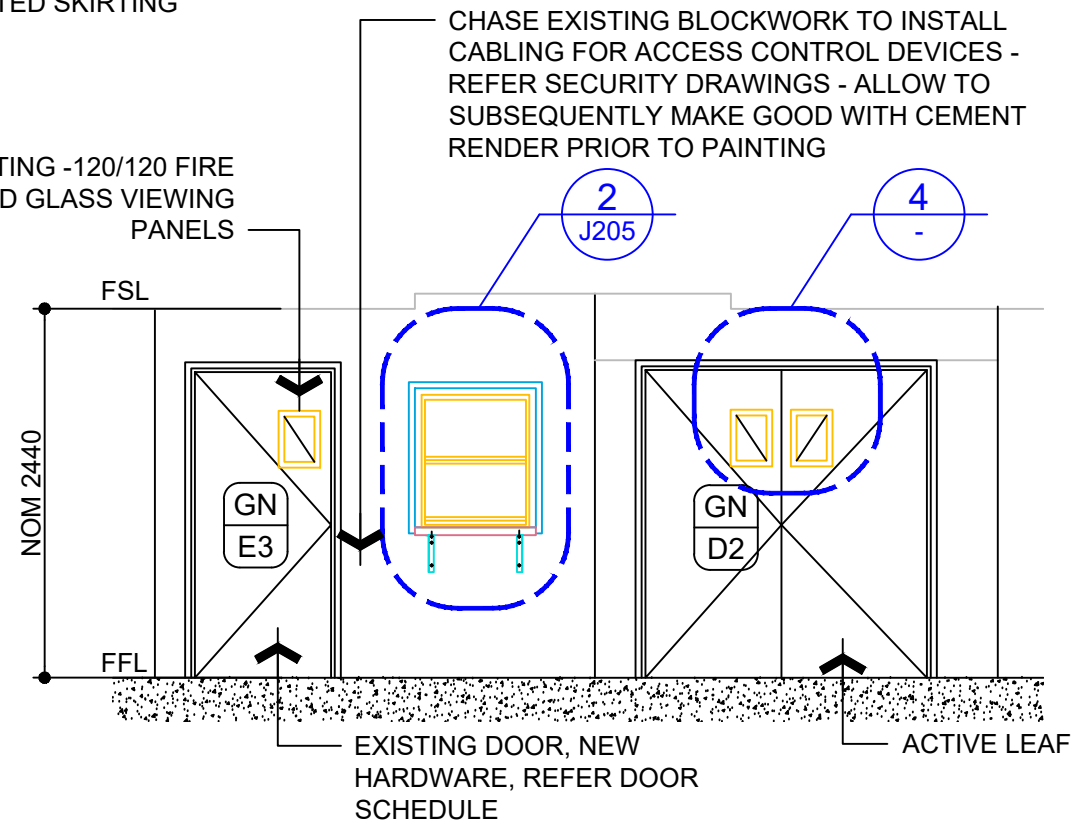
DRAWING FILE LOCATION  
C:\Users\sergio\Documents\IntegratedSpace\Projects\HCA2573 - Relocate SCRS - Tender\01 - Integrated Space\2573-TEN-181118.dwg

DRAWING NO.  
2573-A114/A



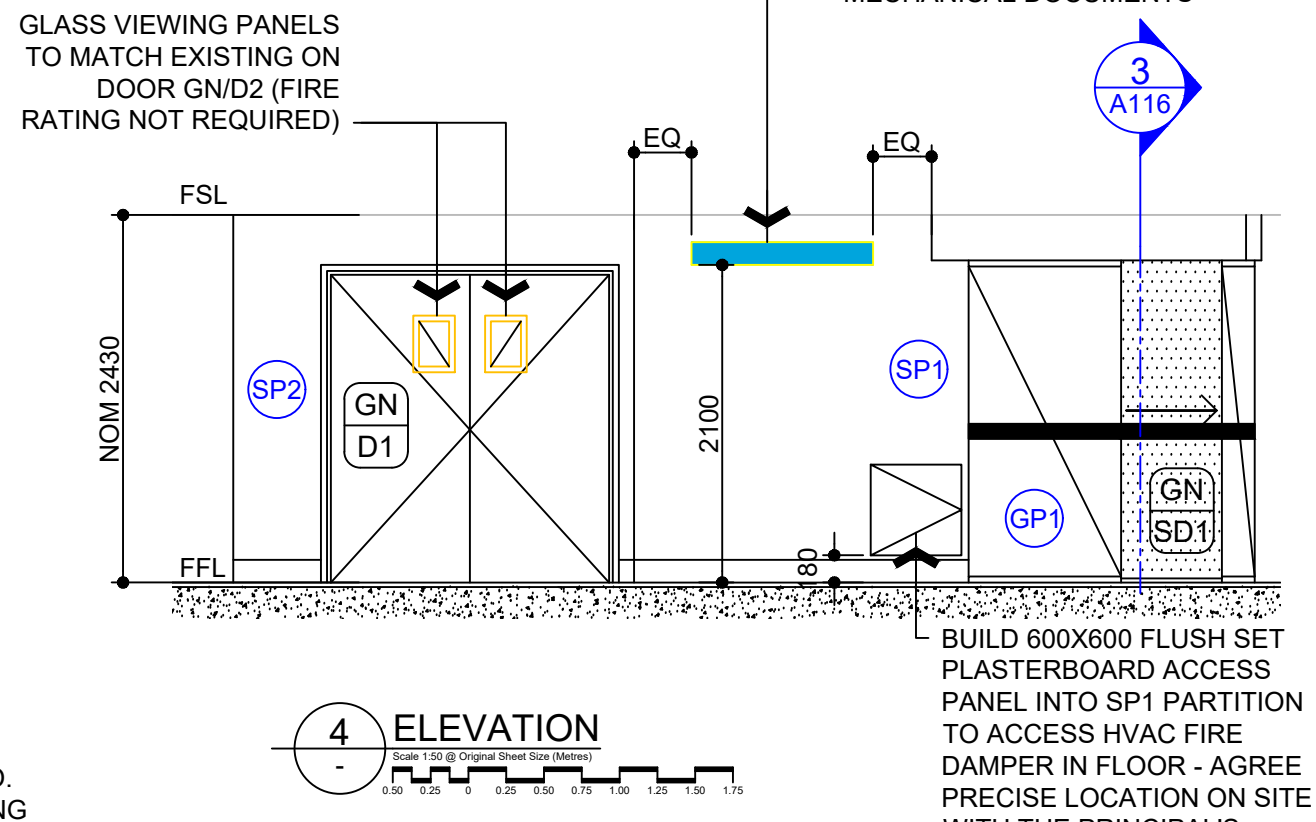
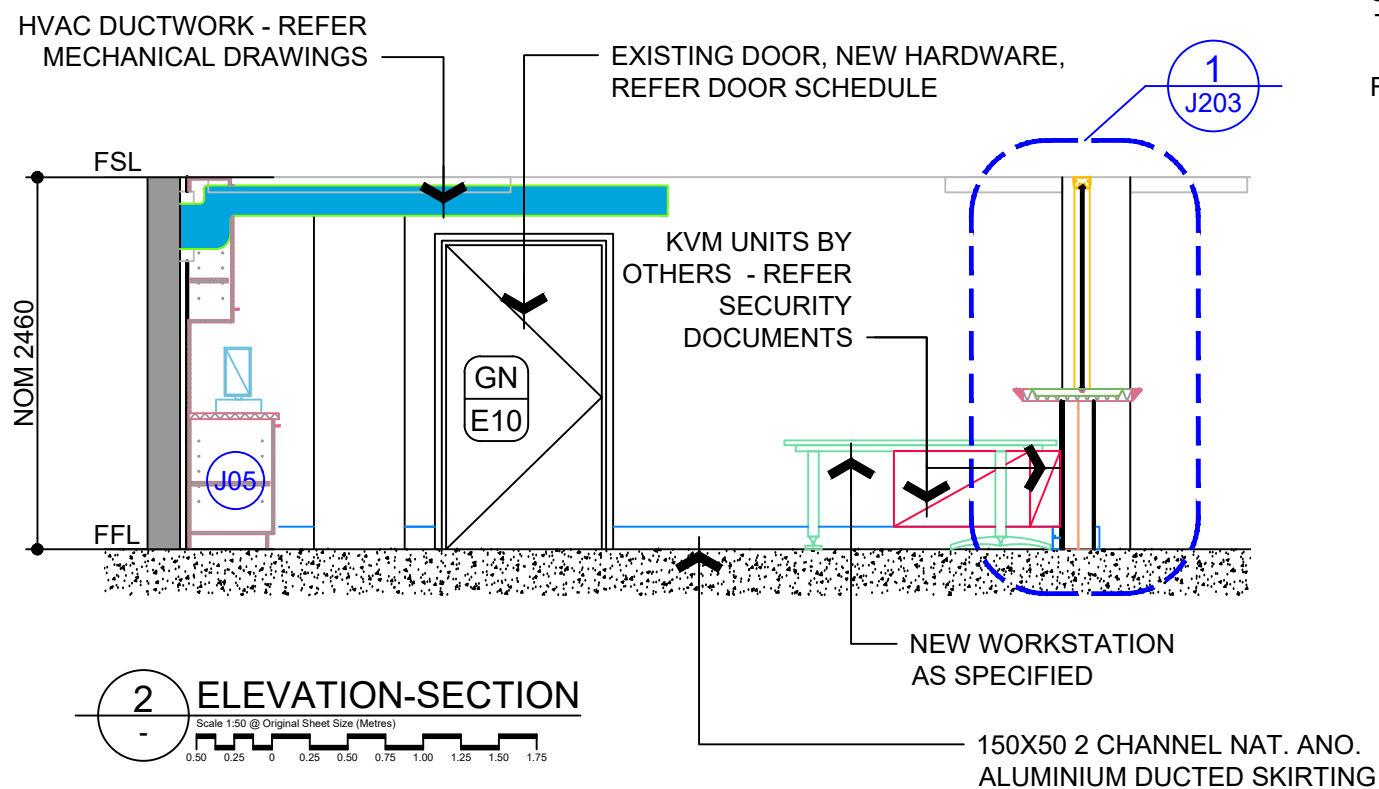
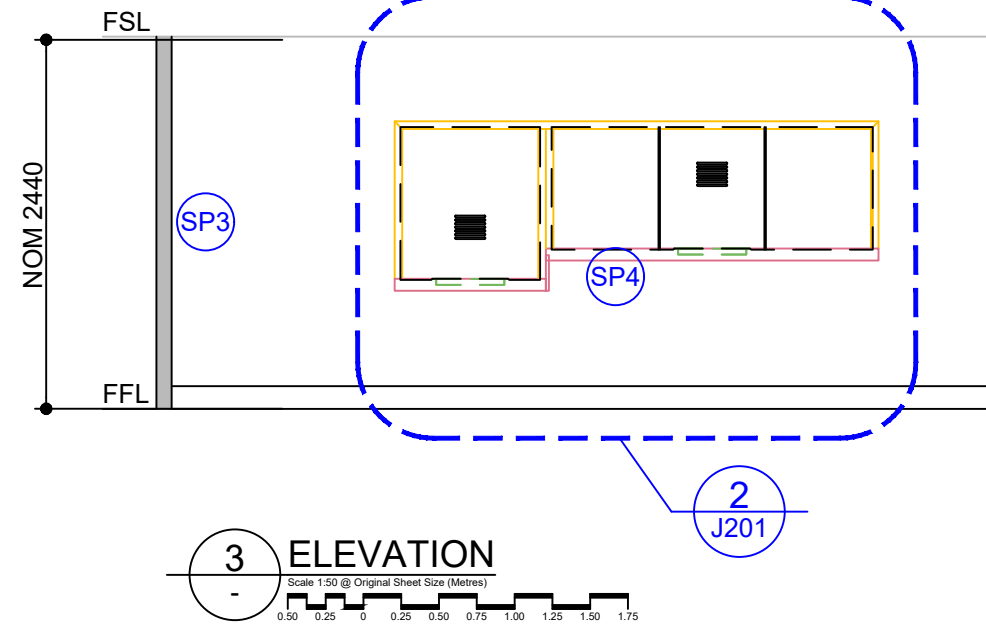
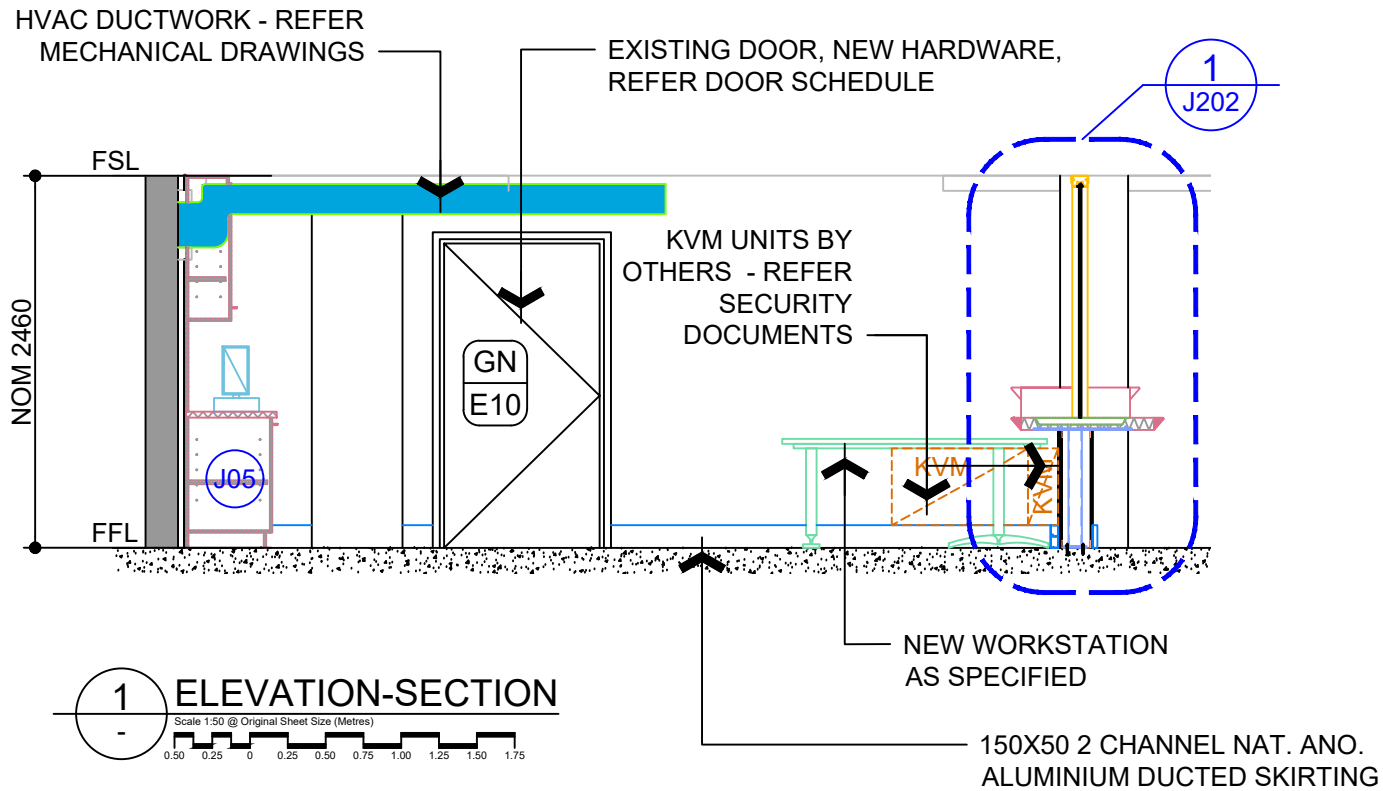
2 ELEVATION-SECTION  
Scale 1:50 @ Original Sheet Size (Metres)

EXISTING -120/120 FIRE RATED GLASS VIEWING PANELS



3 ELEVATION  
Scale 1:50 @ Original Sheet Size (Metres)





- NOTE
- All dimensions in millimetres unless noted otherwise.
  - Do not scale drawings. Scale indicated on drawing.
  - All dimensions to be verified on site prior to commencing any work.
  - All work to be carried out in accordance with the current editions of the Building Code of Australia and relevant Australian Standards, and local authority requirements.

AUTHORISED FOR ISSUE BY:  
Signature on original document indicated by (\*) preceding authorised signatory.

\* Authority Signature

REV	DESCRIPTION	DATE
A	FOR TENDER	05.11.19

COPYRIGHT  
This document is and shall remain the property of Integrated Space Pty Ltd.

DIN:  
IS-SHEET-CON-A3-LANDSCAPE-V 02.01

CLIENT



HIGH COURT OF AUSTRALIA



Integrated Space  
Integrated Space Pty Ltd  
ACN 098 835 299  
PO Box 5144  
Kingston ACT 2604  
Tel 02 6273 0805  
Fax 02 6273 0806  
E-mail info@int-space.com  
Primary Nominee: Sergio Garcia  
Registration Number: 771

PROJECT  
**GROUND FLOOR SECURITY CONTROL ROOM & SECURE LIFT FOYER**

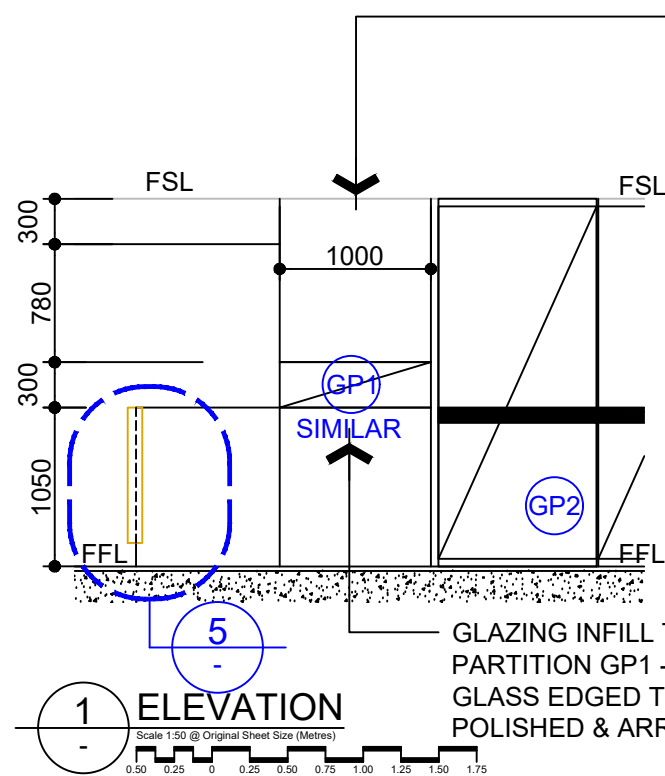
BLOCK 15 SECTION 28 DIVISION PARKES

DRAWING TITLE  
**ELEVATIONS & SECTIONS - SHEET 2 OF 3**


PROJECT STATUS	DATE	SHEET SIZE
<input type="checkbox"/> For Information		NOT FOR CONSTRUCTION
<input type="checkbox"/> For Tender		NOT FOR CONSTRUCTION
<input type="checkbox"/> For Construction		
DRAWN	DATE	SHEET SIZE
SG	12.11.18	A3

DRAWING FILE LOCATION  
C:\Users\sgarcia\Documents\Integrated Space\Projects\HCA2573 - Relocate SCRS - Tender 01 - Integrated Space\2573-TEN-181118.dwg

DRAWING NO.  
**2573-A115/A**



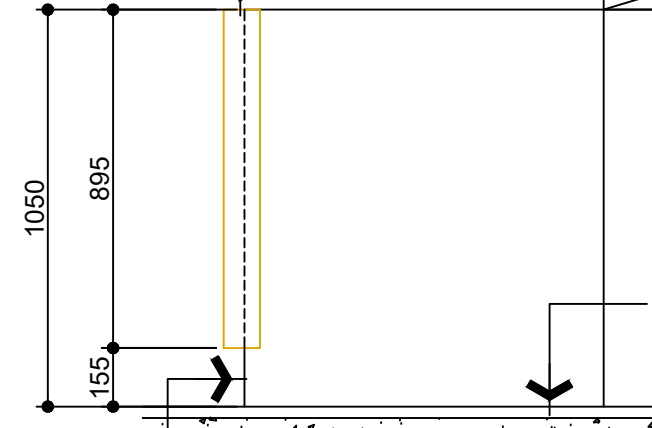
1 ELEVATION  
Scale 1:50 @ Original Sheet Size (Metres)



EXISTING CONCRETE WALL NOMINALLY 200mm THICK TO REMAIN

REMOVE EXISTING GLAZING, GLAZING FRAME & TENDER BOX BEHIND - MAKE GOOD ANY FIXINGS TO CONCRETE

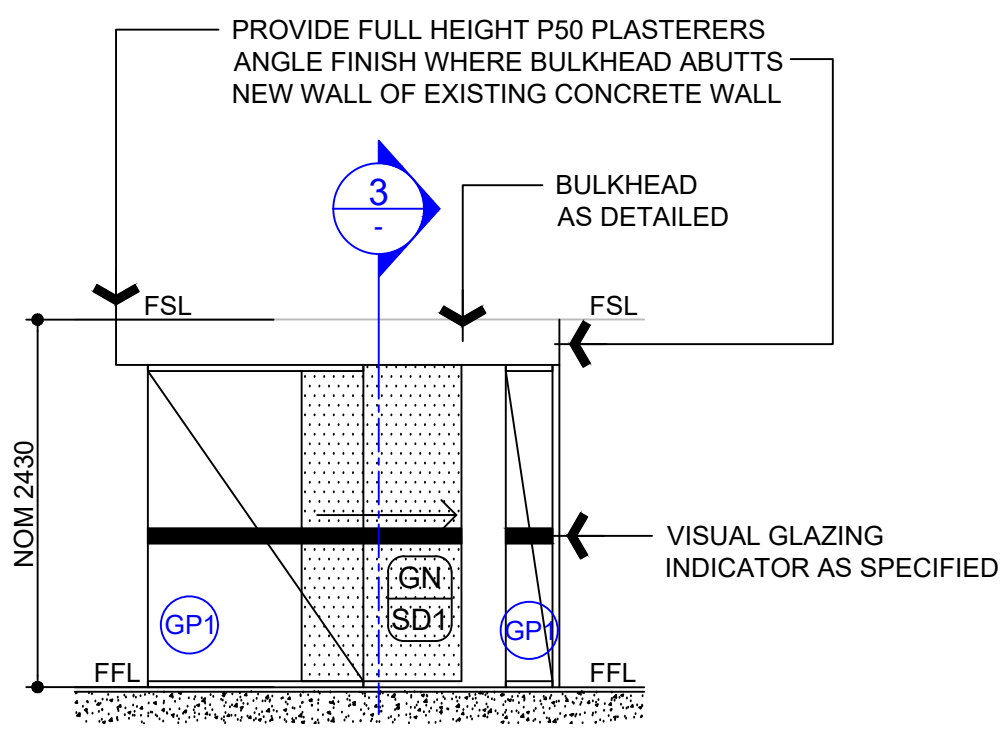
NOMINAL 895mm HIGH FIXED 155mm ABOVE THE FFL COACHWOOD GLULAM LAMINATED TIMBER SECURELY FIXED TO CONCRETE COLUMN WITH MINIMUM 4 NO. EQUALLY SPACED 12mm DIAMETRE MASONRY ANCHORS RECESSED INTO THE TIMBER WITH COACHWOOD DOWEL OVER ALL FIXINGS SIMILAR TO EXISTING LIFT REVEALS - FINISH WITH TWO COATS OF CLEAR SATIN SINGLE PACK POLYURETHANE - SUBMIT SAMPLES FOR PERMISSION TO USE PRIOR TO PLACING ORDERS



5 ELEVATION  
Scale 1:20 @ Original Sheet Size (Millimetres)

FLOOR TILES AS SPECIFIED

EXPOSED EDGE AFTER SAW CUTTING EXISTING CONCRETE UPSTAND BEAM - PATCH WITH CEMENT GROUT TO MATCH CONCRETE COLOUR

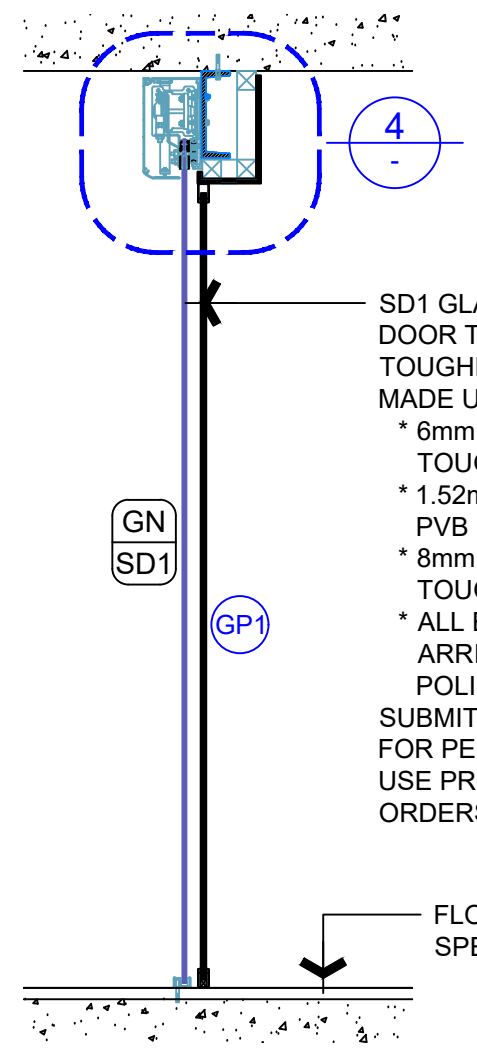


2 ELEVATION  
Scale 1:50 @ Original Sheet Size (Metres)

PROVIDE FULL HEIGHT P50 PLASTERERS ANGLE FINISH WHERE BULKHEAD ABUTTS NEW WALL OF EXISTING CONCRETE WALL

BULKHEAD AS DETAILED

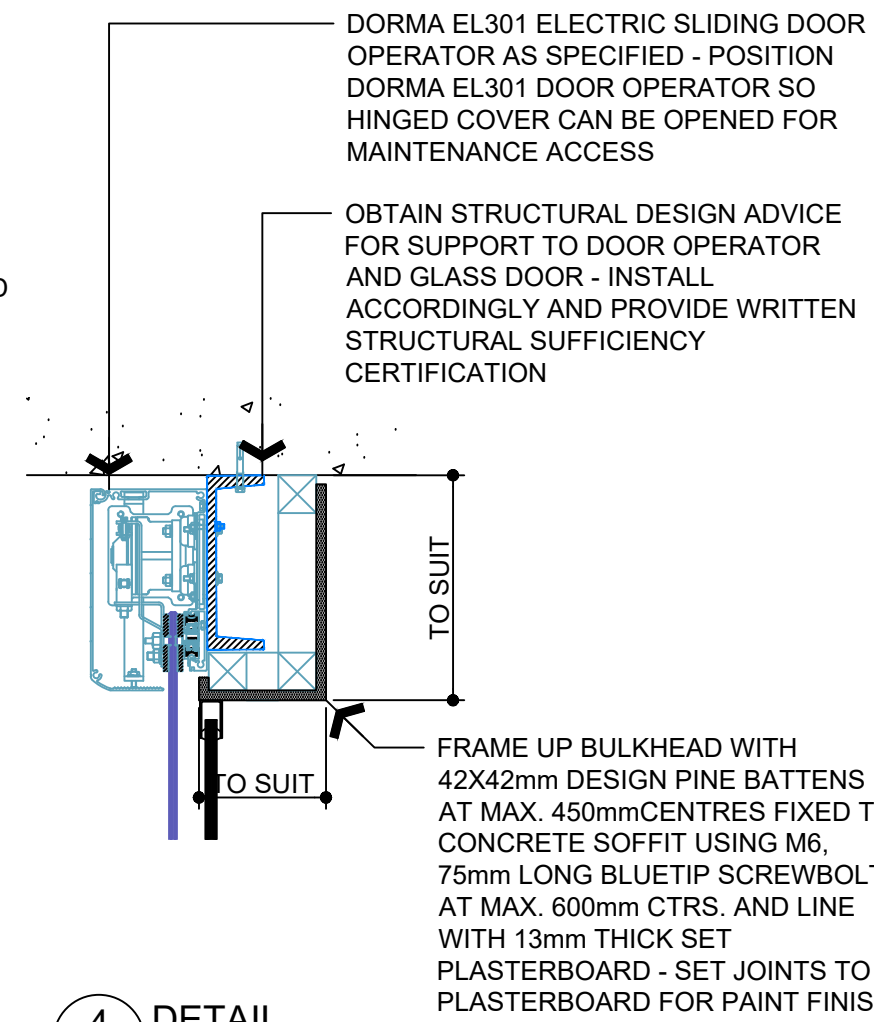
VISUAL GLAZING INDICATOR AS SPECIFIED



3 SECTION  
Scale 1:20 @ Original Sheet Size (Millimetres)

SD1 GLASS SLIDING DOOR TO BE TOUGHENED LAMINATED MADE UP AS FOLLOWS:  
\* 6mm THICK CLEAR TOUGHENED  
\* 1.52mm THICK CLEAR PVB LAMINATION  
\* 8mm THICK CLEAR TOUGHENED  
\* ALL EDGES TO BE ARRISSED AND POLISHED  
SUBMIT GLASS SAMPLE FOR PERMISSION TO USE PRIOR TO PLACING ORDERS

FLOOR TILES AS SPECIFIED



4 DETAIL  
Scale 1:10 @ Original Sheet Size (Millimetres)

DORMA EL301 ELECTRIC SLIDING DOOR OPERATOR AS SPECIFIED - POSITION DORMA EL301 DOOR OPERATOR SO HINGED COVER CAN BE OPENED FOR MAINTENANCE ACCESS

OBTAIN STRUCTURAL DESIGN ADVICE FOR SUPPORT TO DOOR OPERATOR AND GLASS DOOR - INSTALL ACCORDINGLY AND PROVIDE WRITTEN STRUCTURAL SUFFICIENCY CERTIFICATION

FRAME UP BULKHEAD WITH 42X42mm DESIGN PINE BATTENS AT MAX. 450mm CENTRES FIXED TO CONCRETE SOFFIT USING M6, 75mm LONG BLUETIP SCREWBOLTS AT MAX. 600mm CTRS. AND LINE WITH 13mm THICK SET PLASTERBOARD - SET JOINTS TO PLASTERBOARD FOR PAINT FINISH

NOTE  
1. All dimensions in millimetres unless noted otherwise.  
2. Do not scale drawings. Scale indicated on drawing.  
3. All dimensions to be verified on site prior to commencing any work.  
4. All work to be carried out in accordance with the current editions of the Building Code of Australia and relevant Australian Standards, and local authority requirements.

AUTHORISED FOR ISSUE BY:  
Signature on original document indicated by (\*) preceding authorised signatory.  
\* Authority Signature

REV	DESCRIPTION	DATE
A	FOR TENDER	13.05.19
B	REVISED FOR TENDER	05.11.19

COPYRIGHT  
This document is and shall remain the property of Integrated Space Pty Ltd.

DIN:  
IS-SHEET-CON-A3-LANDSCAPE-V 02.01

CLIENT  
  
HIGH COURT OF AUSTRALIA

Integrated Space  
Integrated Space Pty Ltd  
ACN 098 835 299  
PO Box 5144  
Kingston ACT 2604  
Tel 02 6273 0805  
Fax 02 6273 0806  
E-mail info@int-space.com  
Primary Nominee: Sergio Garcia  
Registration Number: 771

PROJECT  
GROUND FLOOR SECURITY CONTROL ROOM & SECURE LIFT FOYER

BLOCK SECTION DIVISION  
28 28 PARKES

DRAWING TITLE  
ELEVATIONS & SECTIONS - SHEET 3 OF 3

PROJECT STATUS  
 For Information NOT FOR CONSTRUCTION  
 For Tender NOT FOR CONSTRUCTION  
 For Construction

DRAWN DATE SHEET SIZE  
SG 12.11.18 A3

DRAWING FILE LOCATION  
C:\Users\sgarcia\Documents\Space\Projects\HCA2573 - Relocate SCRM - Tender\01 - Integrated Space\2573-TEN-181118.dwg

DRAWING NO.  
2573-A116/B

- NOTE
1. All dimensions in millimetres unless noted otherwise.
  2. Do not scale drawings. Scale indicated on drawing.
  3. All dimensions to be verified on site prior to commencing any work.
  4. All work to be carried out in accordance with the current editions of the Building Code of Australia and relevant Australian Standards, and local authority requirements.

AUTHORISED FOR ISSUE BY:  
Signature on original document indicated by (\*)  
preceding authorised signatory.

\* Authority Signature

REV	DESCRIPTION	DATE
A	FOR TENDER	13.05.19
B	REVISED FOR TENDER	05.11.19

COPYRIGHT  
This document is and shall remain the property of  
Integrated Space Pty Ltd.

DIN:  
IS-SHEET-CON-A3-LANDSCAPE-V 02.01

CLIENT



HIGH COURT OF AUSTRALIA



Integrated Space  
Integrated Space Pty Ltd  
ACN 098 835 299  
PO Box 5144  
Kingston ACT 2904  
Tel 02 6273 0805  
Fax 02 6273 0806  
E-mail info@int-space.com  
Primary Nominee: Sergio Garcia  
Registration Number: 771

PROJECT  
**GROUND FLOOR  
SECURITY CONTROL  
ROOM & SECURE  
LIFT FOYER**

BLOCK SECTION DIVISION  
15 28 PARKES

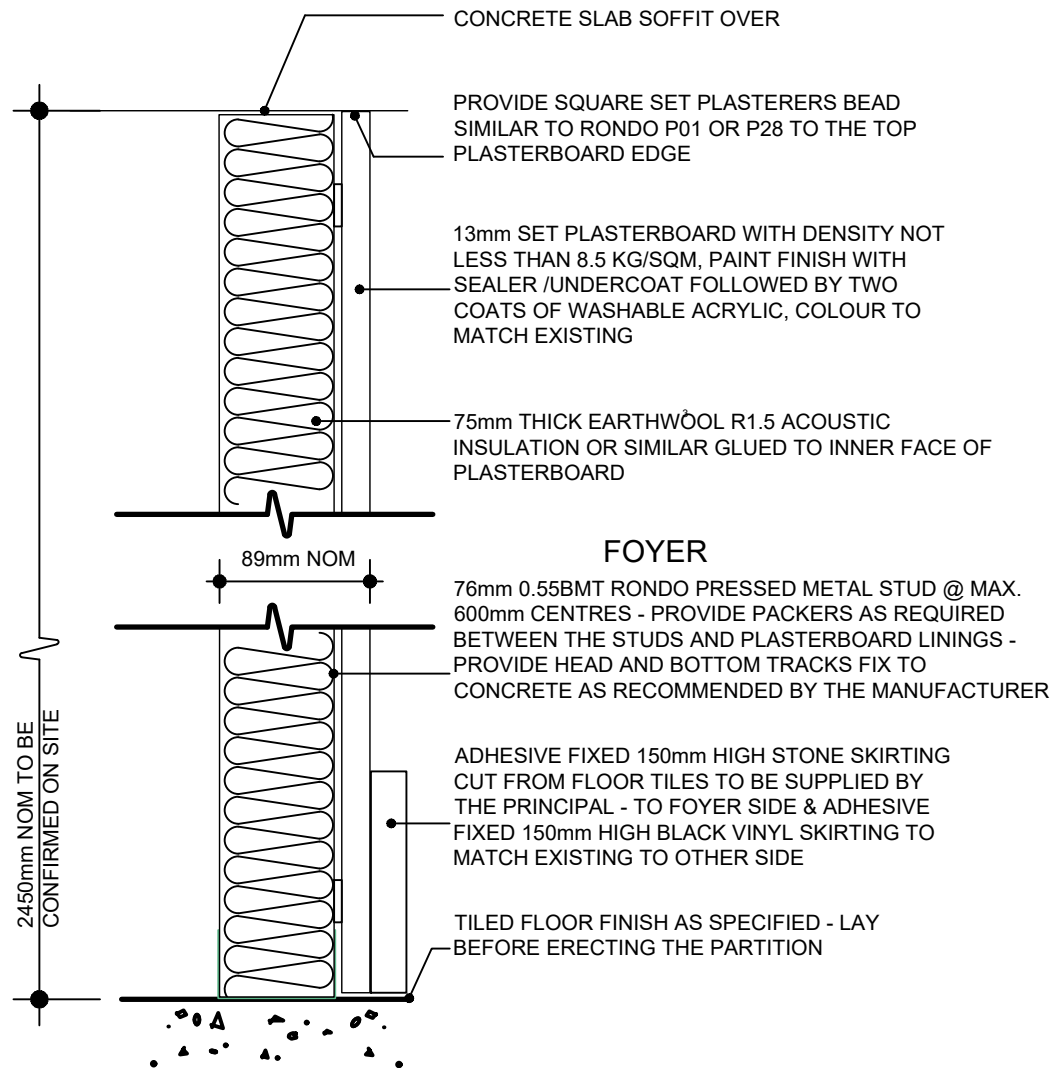
DRAWING TITLE  
**PARTITION TYPES - SHEET  
1 OF 4**

PROJECT STATUS  
 For Information NOT FOR CONSTRUCTION  
 For Tender NOT FOR CONSTRUCTION  
 For Construction

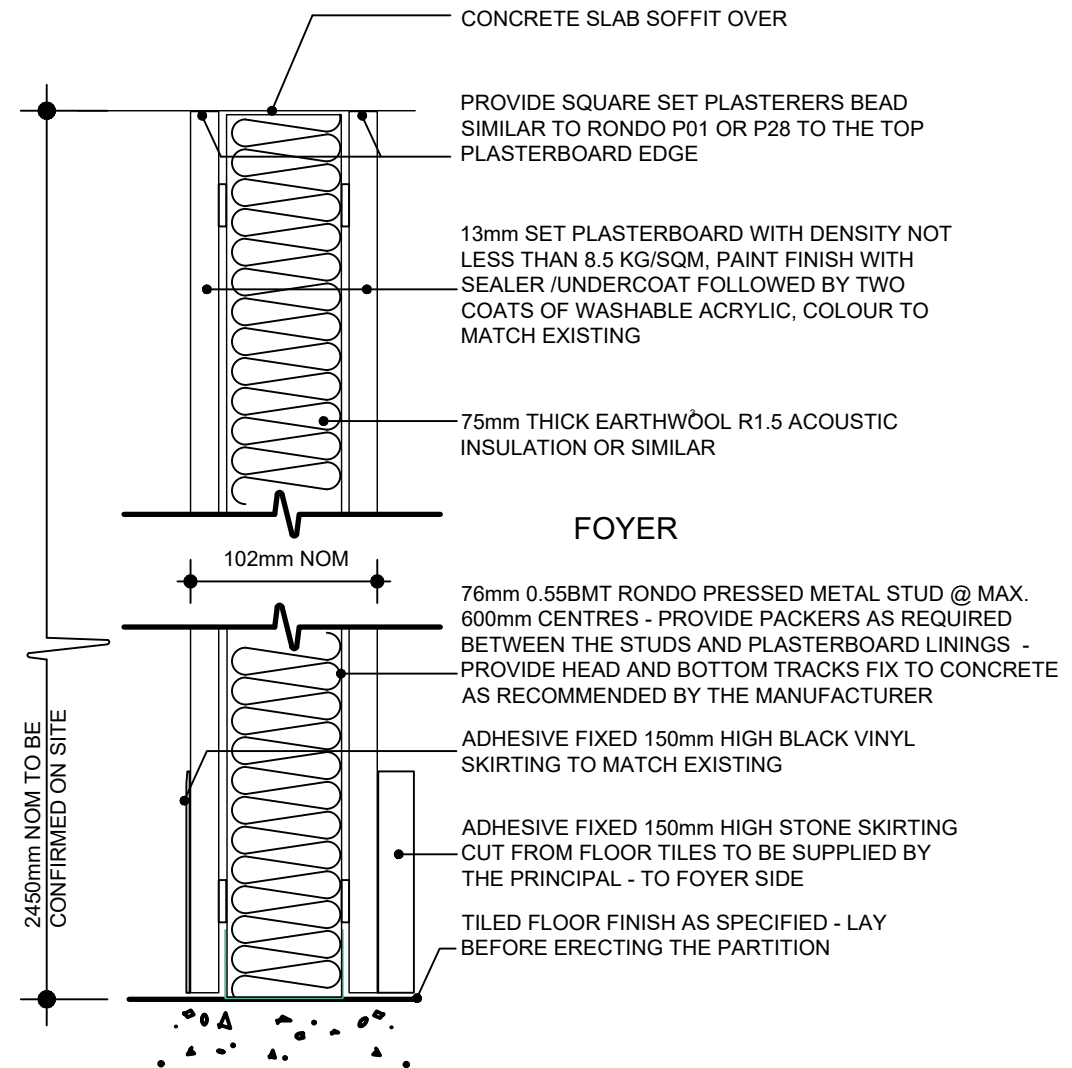
DRAWN DATE SHEET SIZE  
SG 12.11.18 A3

DRAWING FILE LOCATION  
C:\Users\sergio\Documents\Integrated Space\Projects\HCA2573 -  
Relocate SCRR - Tender01 - Integrated  
Space\2573-TEN-181118.dwg

DRAWING NO.  
**2573-A117/B**

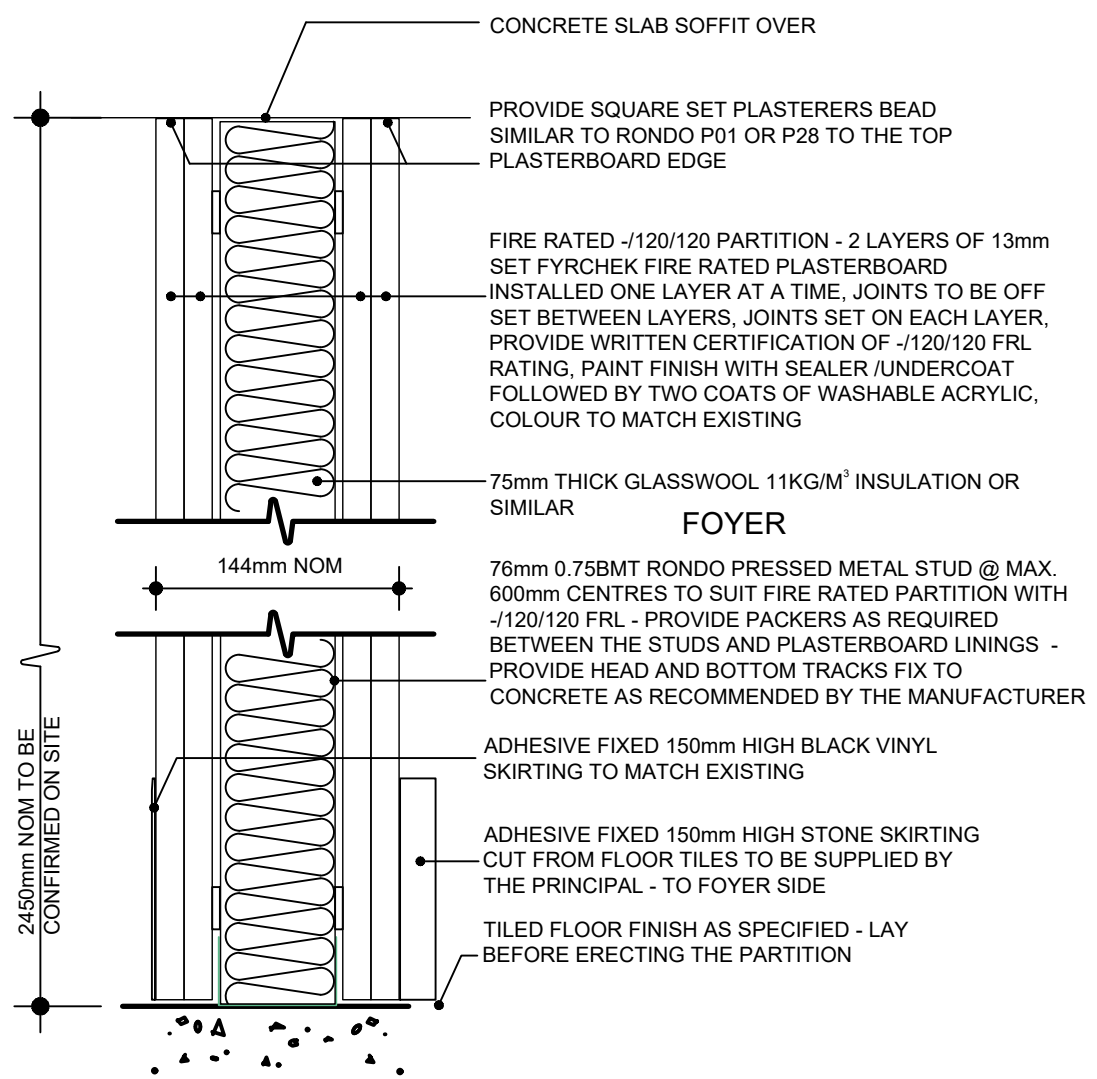


**1 PARTITION SP1**  
NOT TO SCALE

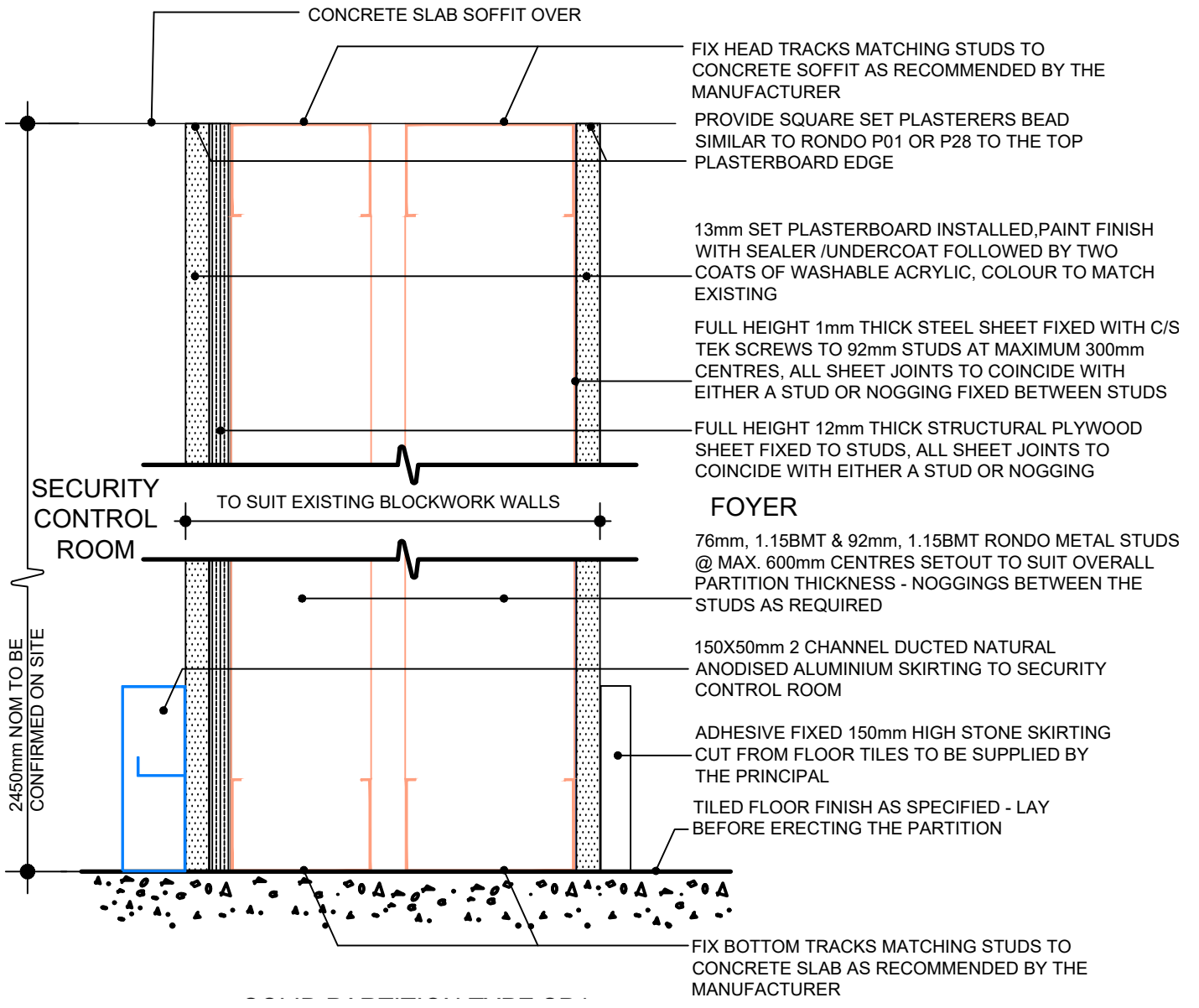


**2 PARTITION SP2**  
NOT TO SCALE

Tuesday, 5 November 2019 10:34:28 AM



1 PARTITION SP3  
NOT TO SCALE



2 PARTITION SP4  
NOT TO SCALE

- NOTE
- All dimensions in millimetres unless noted otherwise.
  - Do not scale drawings. Scale indicated on drawing.
  - All dimensions to be verified on site prior to commencing any work.
  - All work to be carried out in accordance with the current editions of the Building Code of Australia and relevant Australian Standards, and local authority requirements.

AUTHORISED FOR ISSUE BY:  
Signature on original document indicated by (\*) preceding authorised signatory.  
  
\* Authority Signature

REV	DESCRIPTION	DATE
A	FOR TENDER	13.05.19
B	REVISED FOR TENDER	05.11.19

COPYRIGHT  
This document is and shall remain the property of Integrated Space Pty Ltd.  
  
DIN:  
IS-SHEET-CON-A3-LANDSCAPE-V 02.01

CLIENT

HIGH COURT OF AUSTRALIA

Integrated Space  
Integrated Space Pty Ltd  
ACN 098 835 299  
PO Box 5144  
Kingston ACT 2604  
Tel 02 6273 0805  
Fax 02 6273 0806  
E-mail info@int-space.com  
Primary Nominee: Sergio Garcia  
Registration Number: 771

PROJECT  
GROUND FLOOR  
SECURITY CONTROL  
ROOM & SECURE  
LIFT FOYER

BLOCK 15 SECTION 28 DIVISION PARKES

DRAWING TITLE  
PARTITION TYPES - SHEET  
2 OF 4

PROJECT STATUS  
 For Information NOT FOR CONSTRUCTION  
 For Tender NOT FOR CONSTRUCTION  
 For Construction  
 DRAWN DATE SHEET SIZE  
 SG 12.11.18 A3

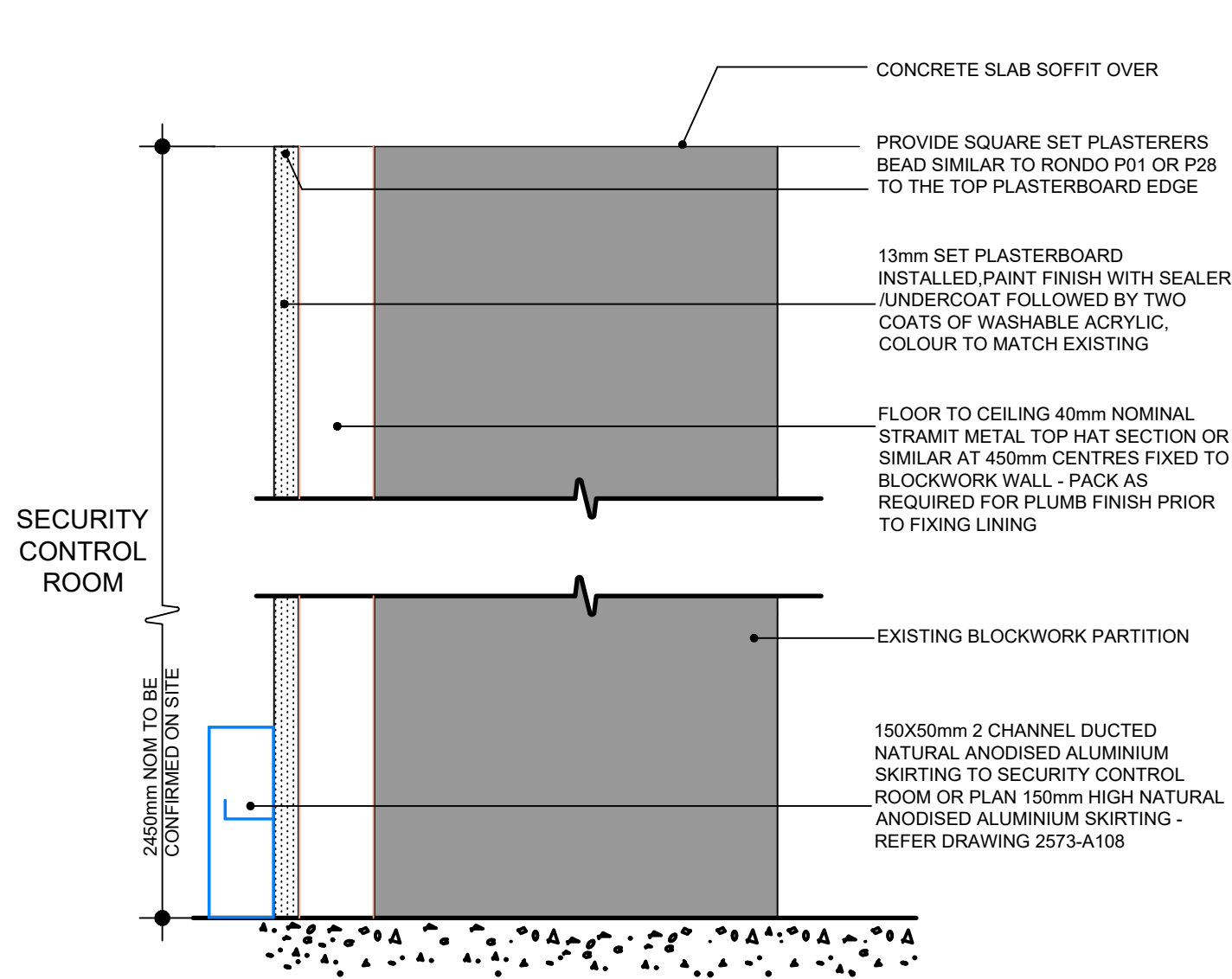
DRAWING FILE LOCATION  
 C:\Users\sgarcia\Documents\Integrated Space\Proj\HCA2573 - Relocate SCRM - Tender\01 - Integrated Space\2573-TEN-181118.dwg  
 DRAWING NO.  
 2573-A118/B



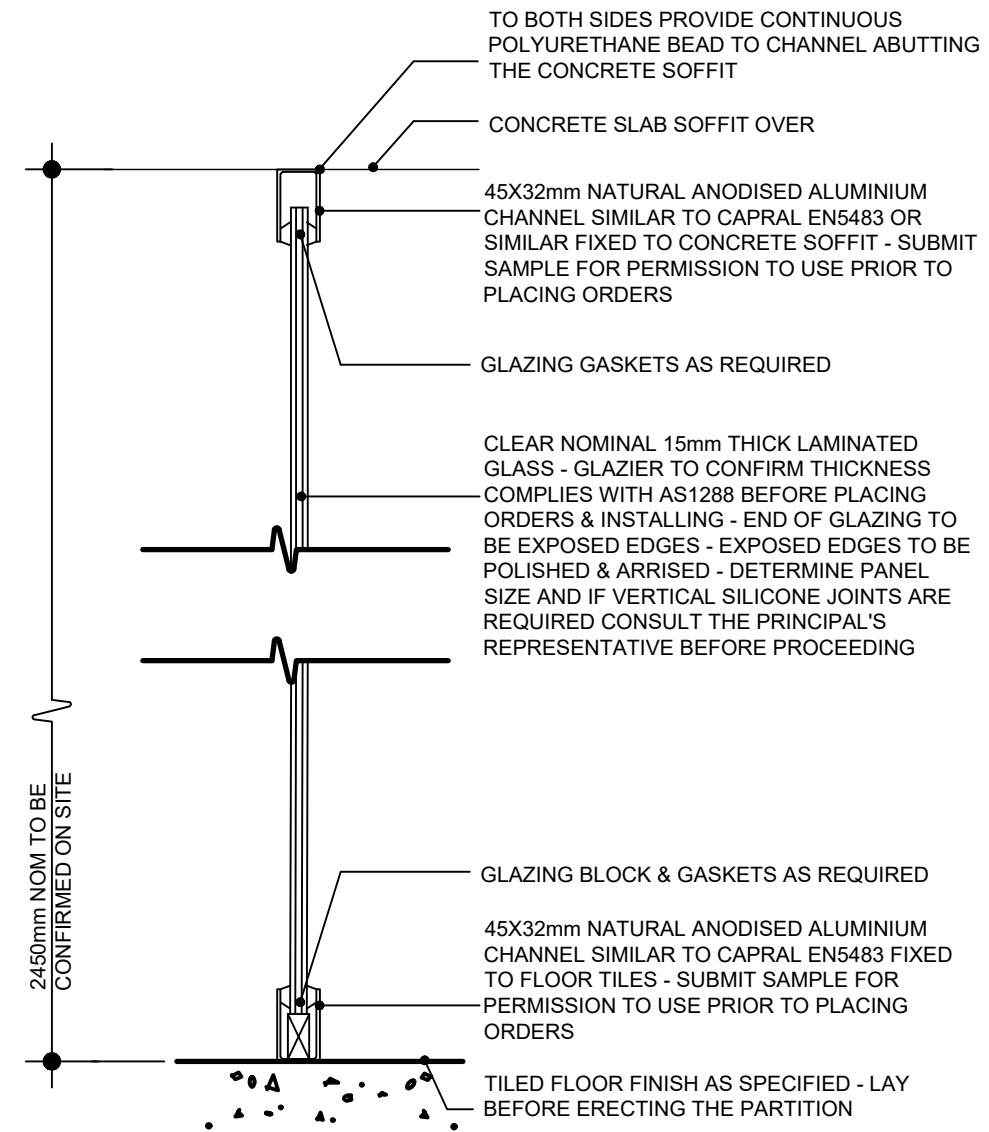
# NOTE

1. TO GLASS PARTITION GP1 & GP2 AND DOOR GN/SD1 INSTALL VISUAL GLAZING INDICATOR COMPLYING WITH CLAUSE 6.6 OF AS1428.1 AS FOLLOWS:

- \* NON-TRANSPARENT, CONTRASTING SOLID CONTINUOUS ADHESIVE GLAZING FILMSTRIP NOMINALLY 100mm WIDE WITH THE BOTTOM OF THE STRIP TO BE 950mm ABOVE THE FINISHED FLOOR LEVEL
- \* THE FILM STRIP SHALL HAVE A 30 PERCENT LUMINANCE CONTRAST WHEN VIEWED AGAINST THE FLOOR SURFACE OR SURFACES WITHIN 2 METERS OF THE GLAZING ON THE OPPOSITE SIDE
- \* SUBMIT SAMPLES OF THE FILM FOR PERMISSION TO USE PRIOR TO INSTALLATION



1 PARTITION SP5  
NOT TO SCALE



2 PARTITION GP1  
NOT TO SCALE

- NOTE
1. All dimensions in millimetres unless noted otherwise.
  2. Do not scale drawings. Scale indicated on drawing.
  3. All dimensions to be verified on site prior to commencing any work.
  4. All work to be carried out in accordance with the current editions of the Building Code of Australia and relevant Australian Standards, and local authority requirements.

AUTHORISED FOR ISSUE BY:  
Signature on original document indicated by (\*) preceding authorised signatory.

\* Authority Signature

REV	DESCRIPTION	DATE
A	FOR TENDER	05.11.19

COPYRIGHT  
This document is and shall remain the property of Integrated Space Pty Ltd.

DIN:  
IS-SHEET-CON-A3-LANDSCAPE-V 02.01

CLIENT



HIGH COURT OF AUSTRALIA



Integrated Space  
Integrated Space Pty Ltd  
ACN 098 835 299  
PO Box 5144  
Kingston ACT 2604  
Tel 02 6273 0805  
Fax 02 6273 0806  
E-mail info@int-space.com  
Primary Nominee: Sergio Garcia  
Registration Number: 771

PROJECT  
**GROUND FLOOR SECURITY CONTROL ROOM & SECURE LIFT FOYER**

BLOCK 15 SECTION 28 DIVISION PARKES

DRAWING TITLE  
**PARTITION TYPES - SHEET 3 OF 4**

PROJECT STATUS  
 For Information NOT FOR CONSTRUCTION  
 For Tender NOT FOR CONSTRUCTION  
 For Construction

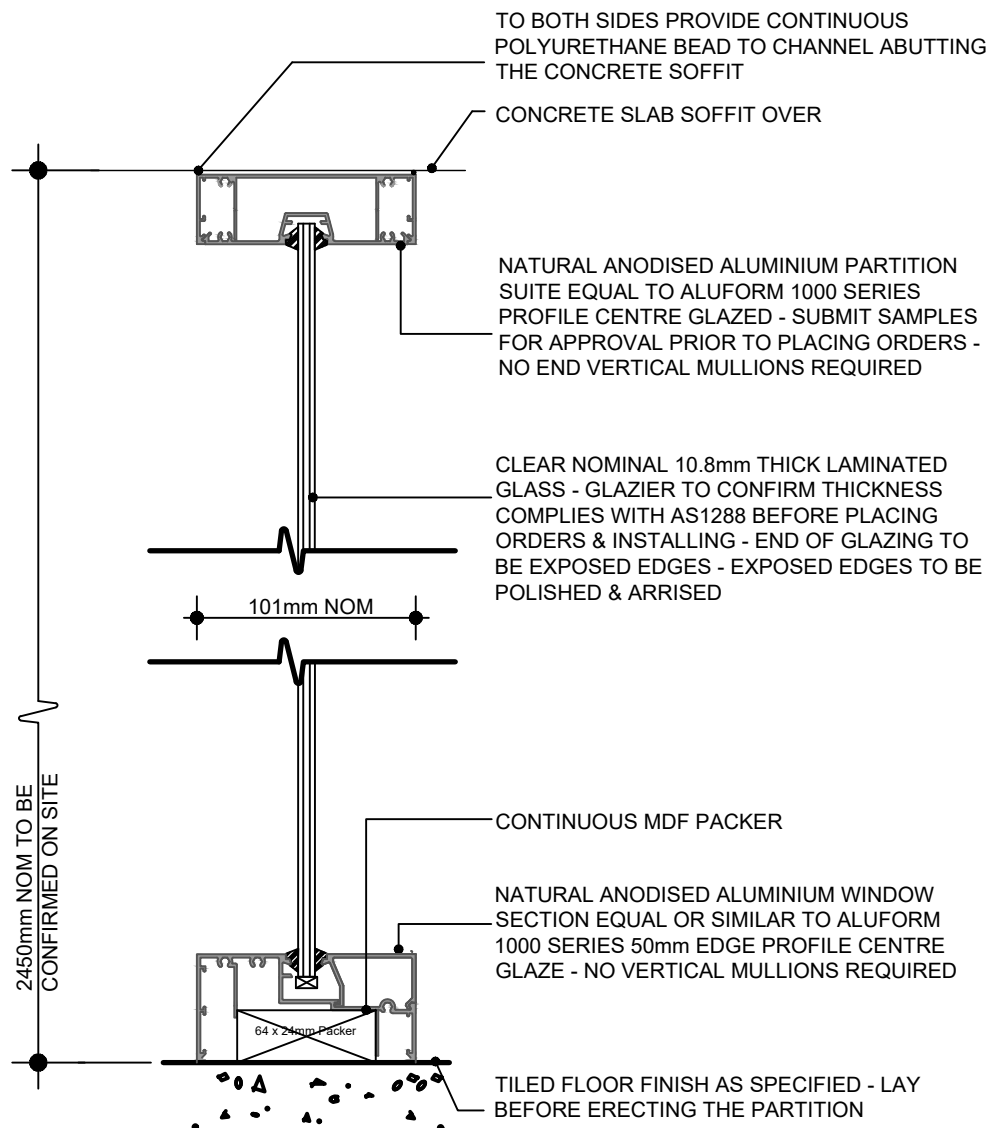
DRAWN DATE SHEET SIZE  
SG 12.11.18 A3

DRAWING FILE LOCATION  
C:\Users\sergio\Documents\Integrated Space\Projects\HCA\2573 - Relocate SCRM - Tender\01 - Integrated Space\2573-TEN-181118.dwg

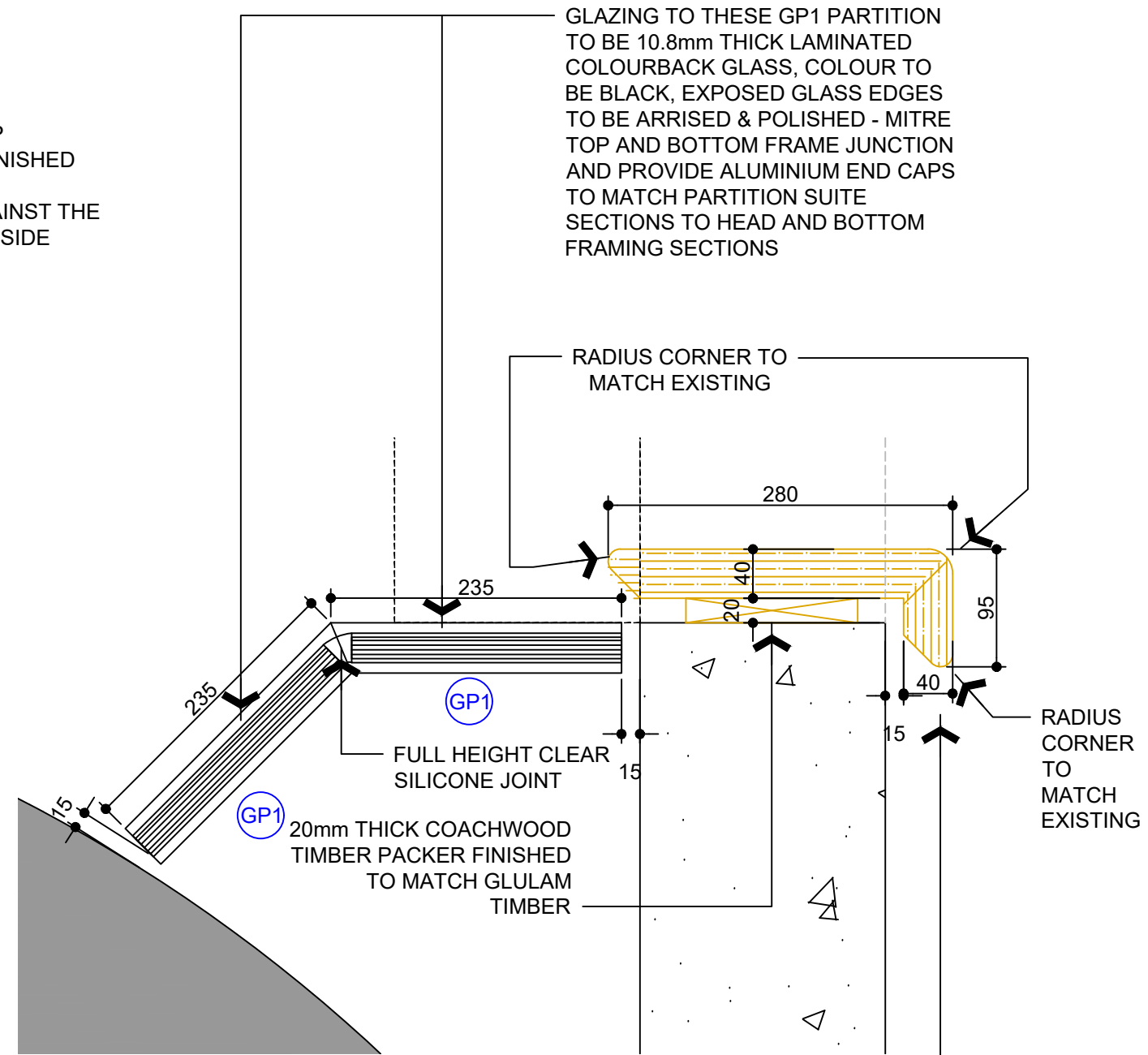
DRAWING NO.  
**2573-A119/A**

# NOTE

- TO GLASS PARTITION GP1 & GP2 AND DOOR GN/SD1 INSTALL VISUAL GLAZING INDICATOR COMPLYING WITH CLAUSE 6.6 OF AS1428.1 AS FOLLOWS:
  - \* NON-TRANSPARENT, CONTRASTING SOLID CONTINUOUS ADHESIVE GLAZING FILMSTRIP NOMINALLY 100mm WIDE WITH THE BOTTOM OF THE STRIP TO BE 950mm ABOVE THE FINISHED FLOOR LEVEL
  - \* THE FILM STRIP SHALL HAVE A 30 PERCENT LUMINANCE CONTRAST WHEN VIEWED AGAINST THE FLOOR SURFACE OR SURFACES WITHIN 2 METERS OF THE GLAZING ON THE OPPOSITE SIDE
  - \* SUBMIT SAMPLES OF THE FILM FOR PERMISSION TO USE PRIOR TO INSTALLATION



**1 PARTITION GP2**  
NOT TO SCALE



**2 PLAN DETAIL**  
Scale 1:5 @ Original Sheet Size (Millimetres)

NOMINAL 1950mm HIGH FIXED 155mm ABOVE THE FFL COACHWOOD GLULAM LAMINATED TIMBER REVEAL SECURELY FIXED TO CONCRETE COLUMN WITH MINIMUM 6 No. EQUALLY SPACED 12mm DIAMETRE MASONRY ANCHORS RECESSED INTO THE TIMBER WITH COACHWOOD DOWEL OVER ALL FIXINGS SIMILAR TO EXISTING LIFT REVEALS - FINISH WITH TWO COATS OF CLEAR SATIN SINGLE PACK POLYURETHANE - SUBMIT SAMPLES FOR PERMISSION TO USE PRIOR TO PLACING ORDERS

- NOTE
- All dimensions in millimetres unless noted otherwise.
  - Do not scale drawings. Scale indicated on drawing.
  - All dimensions to be verified on site prior to commencing any work.
  - All work to be carried out in accordance with the current editions of the Building Code of Australia and relevant Australian Standards, and local authority requirements.

AUTHORISED FOR ISSUE BY:  
Signature on original document indicated by (\*) preceding authorised signatory.

\* Authority Signature

REV	DESCRIPTION	DATE
A	FOR TENDER	13.05.19
B	REVISED FOR TENDER	05.11.19

COPYRIGHT  
This document is and shall remain the property of Integrated Space Pty Ltd.

DIN:  
IS-SHEET-CON-A3-LANDSCAPE-V 02.01

CLIENT



HIGH COURT OF AUSTRALIA



Integrated Space  
Integrated Space Pty Ltd  
ACN 098 835 299  
PO Box 5144  
Kingston ACT 2904  
Tel 02 6273 0805  
Fax 02 6273 0806  
E-mail info@int-space.com  
Primary Nominee: Sergio Garcia  
Registration Number: 771

PROJECT  
**GROUND FLOOR SECURITY CONTROL ROOM & SECURE LIFT FOYER**

BLOCK 15 SECTION 28 DIVISION PARKES

DRAWING TITLE  
**PARTITION TYPES - SHEET 4 OF 4 & DETAIL**

PROJECT STATUS  
 For Information NOT FOR CONSTRUCTION  
 For Tender NOT FOR CONSTRUCTION  
 For Construction

DRAWN DATE SHEET SIZE  
SG 12.11.18 A3

DRAWING FILE LOCATION  
C:\Users\sergio\Documents\Integrated Space\Projects\HCA2573 - Relocate SCRM - Tender 01 - Integrated Space\2573-TEN-181118.dwg

DRAWING NO.  
**2573-A120/B**

- NOTE
1. All dimensions in millimetres unless noted otherwise.
  2. Do not scale drawings. Scale indicated on drawing.
  3. All dimensions to be verified on site prior to commencing any work.
  4. All work to be carried out in accordance with the current editions of the Building Code of Australia and relevant Australian Standards, and local authority requirements.

AUTHORISED FOR ISSUE BY:  
Signature on original document indicated by (\*) preceding authorised signatory.

\*Authority Signature

REV	DESCRIPTION	DATE
A	FOR TENDER	13.05.19
B	REVISED FOR TENDER	05.11.19

COPYRIGHT  
This document is and shall remain the property of Integrated Space Pty Ltd.

DIN:  
IS-SHEET-CON-A3-LANDSCAPE-V 02.01

CLIENT



HIGH COURT OF AUSTRALIA



Integrated Space  
Integrated Space Pty Ltd  
ACN 098 835 299  
PO Box 5144  
Kingston ACT 2604  
Tel 02 6273 0805  
Fax 02 6273 0806  
E-mail info@int-space.com  
Primary Nominee: Sergio Garcia  
Registration Number: 771

PROJECT  
**GROUND FLOOR  
SECURITY CONTROL  
ROOM & SECURE  
LIFT FOYER**

BLOCK 15 SECTION 28 DIVISION PARKES

DRAWING TITLE  
**DETAILS SHEET 1 OF 2**

PROJECT STATUS  
 For Information NOT FOR CONSTRUCTION  
 For Tender NOT FOR CONSTRUCTION  
 For Construction

DRAWN DATE SHEET SIZE  
SG 12.11.18 A3

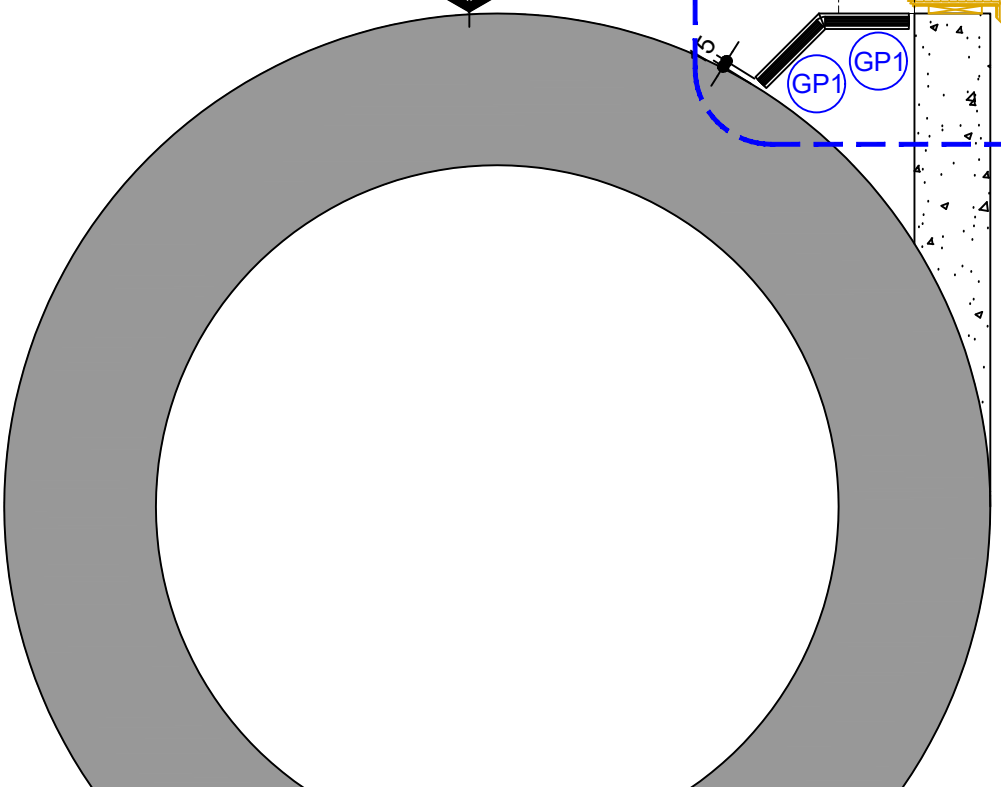
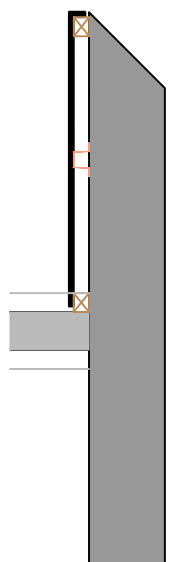
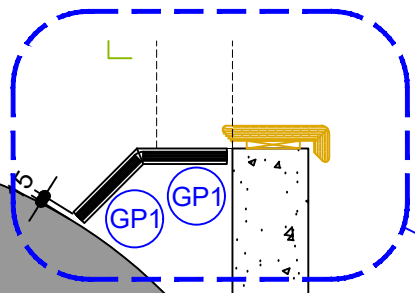
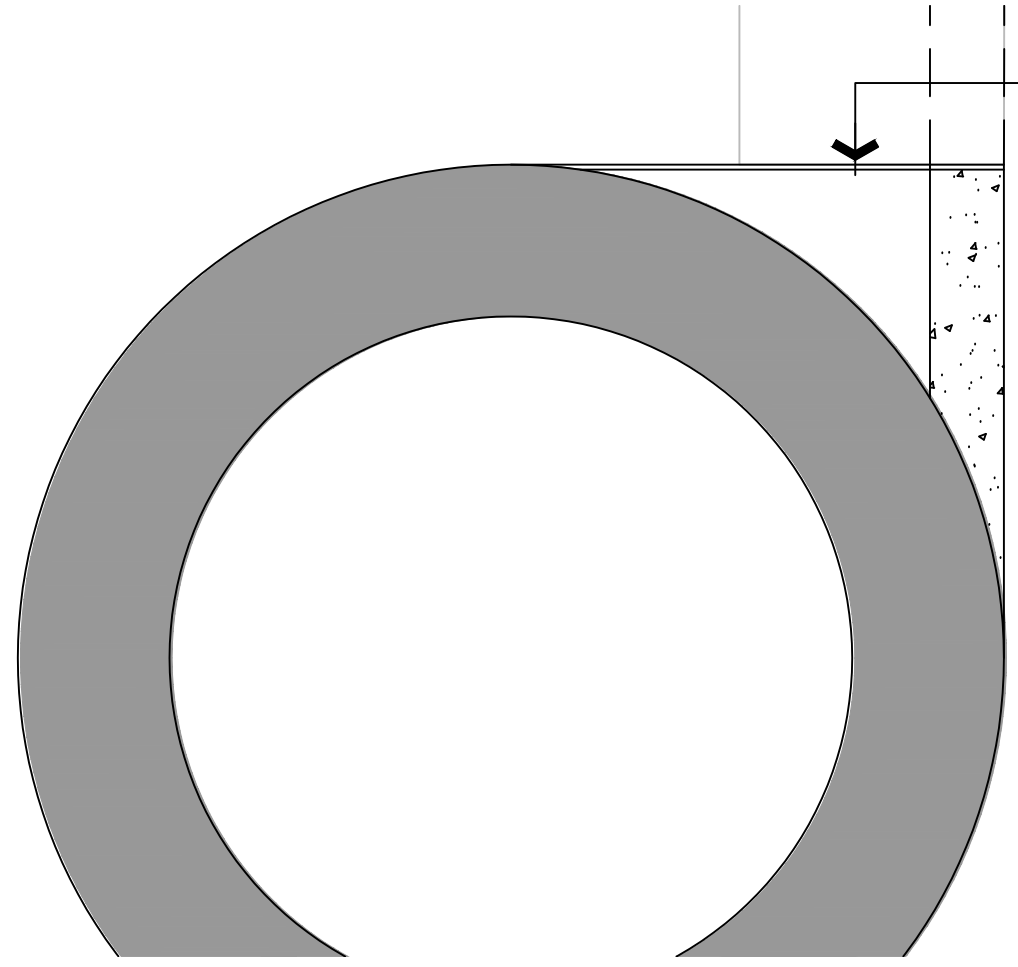
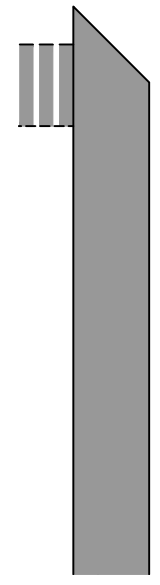
DRAWING FILE LOCATION  
C:\Users\Space\Documents\Space\Projects\2573 -  
Roscate School - Tender\2573-01 - Integrated  
Space\2573-TEN-191118.dwg

DRAWING NO.  
**2573-A121/B**

DISMANTLE EXISTING FRAMING AND PLASTERBOARD LINING - REMOVE/RE-ROUTE CABLING, FIRE SEAL ANY SLAB PENETRATIONS AS SPECIFIED, PROVIDE WRITTEN FIRE SEALING CERTIFICATION

THE PRINCIPAL SHALL ARRANGE AND PAY FOR BUSH HAMMERING OF EXISTING CEMENT RENDER TO LEAVE CONCRETE BELOW MATCHING EXISTING - ALLOW TO COORDINATE ACTIVITIES ON SITE - REFER CLAUSE 1.1.5 OF THE PRELIMINARIES & ARCHITECTURAL SPECIFICATION 2573-SP3

2  
A120



1 EXISTING PLAN DETAIL  
Scale 1:20 @ Original Sheet Size (Millimetres)

2 PROPOSED PLAN DETAIL  
Scale 1:20 @ Original Sheet Size (Millimetres)

# NOTES

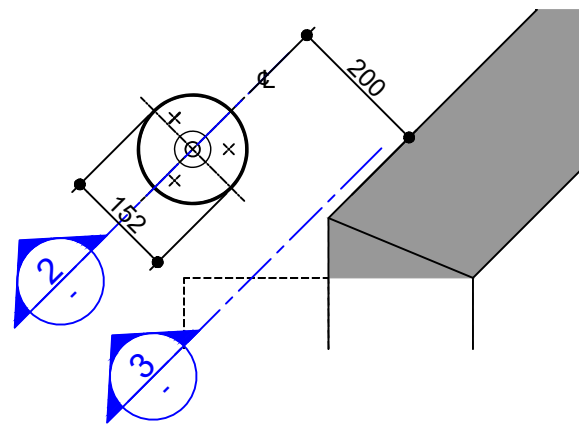
1. MANUFACTURE STAINLESS STEEL SLEEVE & BOLLARD FROM NOMINALLY 1.5mm THICK 304 STAINLESS STEEL. BOLLARD EXTERNAL DIAMETRE TO BE 152.4mm. SLEEVE EXTERNAL DIAMETRE TO SUIT INTERNAL DIAMETRE OF BOLLARD
2. STAINLESS STEEL TO HAVE No. 4 FINISH. PROVIDE SAMPLE FOR PERMISSION TO SUE PRIOR TO MANUFACTURE
3. WELD THE ENTIRE ASSEMBLY WITH CONTINUOUS FILLET WELDS GROUND SMOOTH AND POLISHED PRIOR TO INSTALLATION

- NOTE
1. All dimensions in millimetres unless noted otherwise
  2. Do not scale drawings. Scale indicated on drawing.
  3. All dimensions to be verified on site prior to commencing any work.
  4. All work to be carried out in accordance with the current editions of the Building Code of Australia and relevant Australian Standards, and local authority requirements.

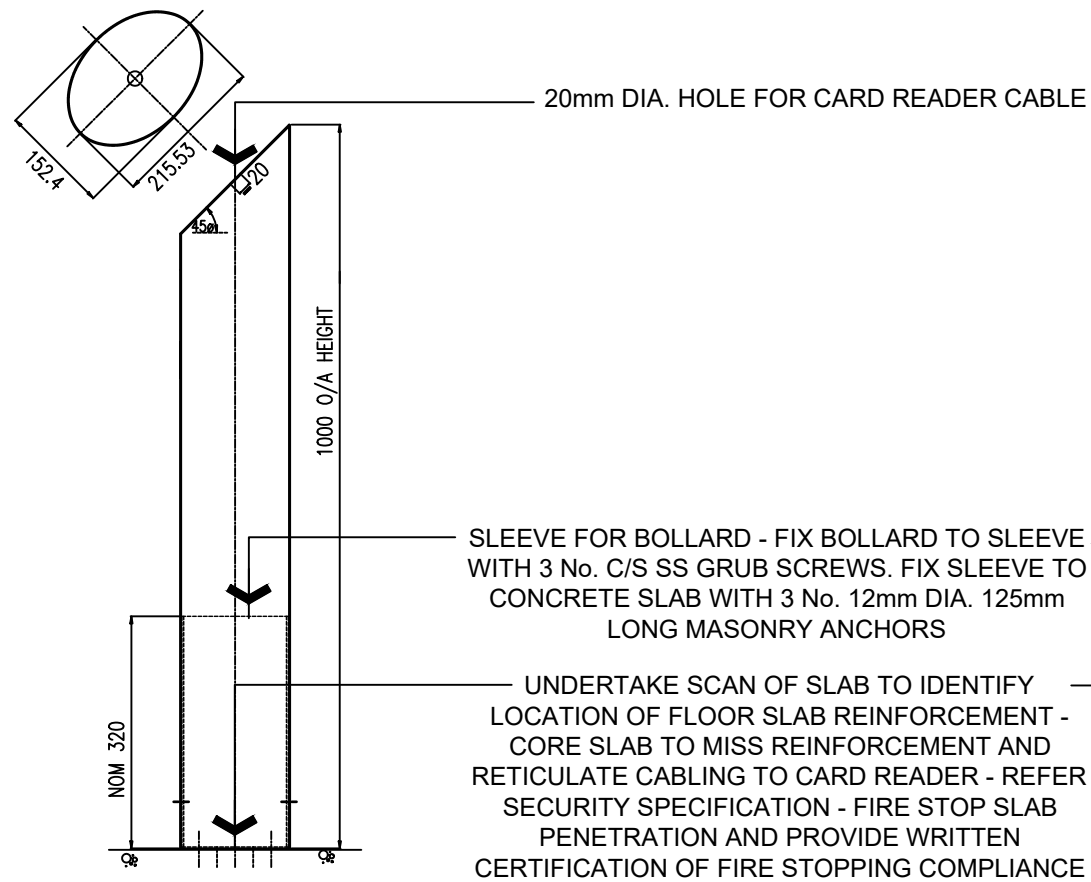
AUTHORISED FOR ISSUE BY:  
Signature on original document indicated by (\*)  
preceding authorised signatory.

\*Authority Signature

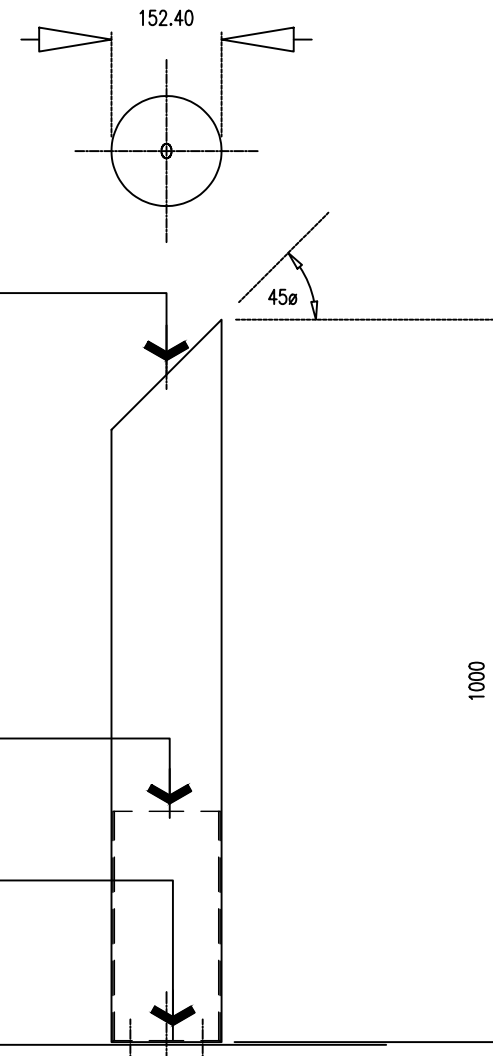
REV	DESCRIPTION	DATE
A	FOR TENDER	05.11.19



**1 STAINLESS STEEL BOLLARD - PLAN**  
Scale 1:10 @ Original Sheet Size (Millimetres)



**2 STAINLESS STEEL BOLLARD - SECTION**  
Scale 1:10 @ Original Sheet Size (Millimetres)



**3 STAINLESS STEEL BOLLARD - ELEVATION**  
Scale 1:10 @ Original Sheet Size (Millimetres)

COPYRIGHT  
This document is and shall remain the property of Integrated Space Pty Ltd.

DIN:  
IS-SHEET-CON-A3-LANDSCAPE-V 02.01

CLIENT



HIGH COURT OF AUSTRALIA



Integrated Space  
Integrated Space Pty Ltd  
ACN 098 835 299  
PO Box 5144  
Kingston ACT 2604  
Tel 02 6273 0805  
Fax 02 6273 0806  
E-mail info@int-space.com  
Primary Nominee: Sergio Garcia  
Registration Number: 771

PROJECT  
**GROUND FLOOR  
SECURITY CONTROL  
ROOM & SECURE  
LIFT FOYER**

BLOCK SECTION DIVISION  
15 28 PARKES

DRAWING TITLE  
DETAILS SHEET 2 OF 2

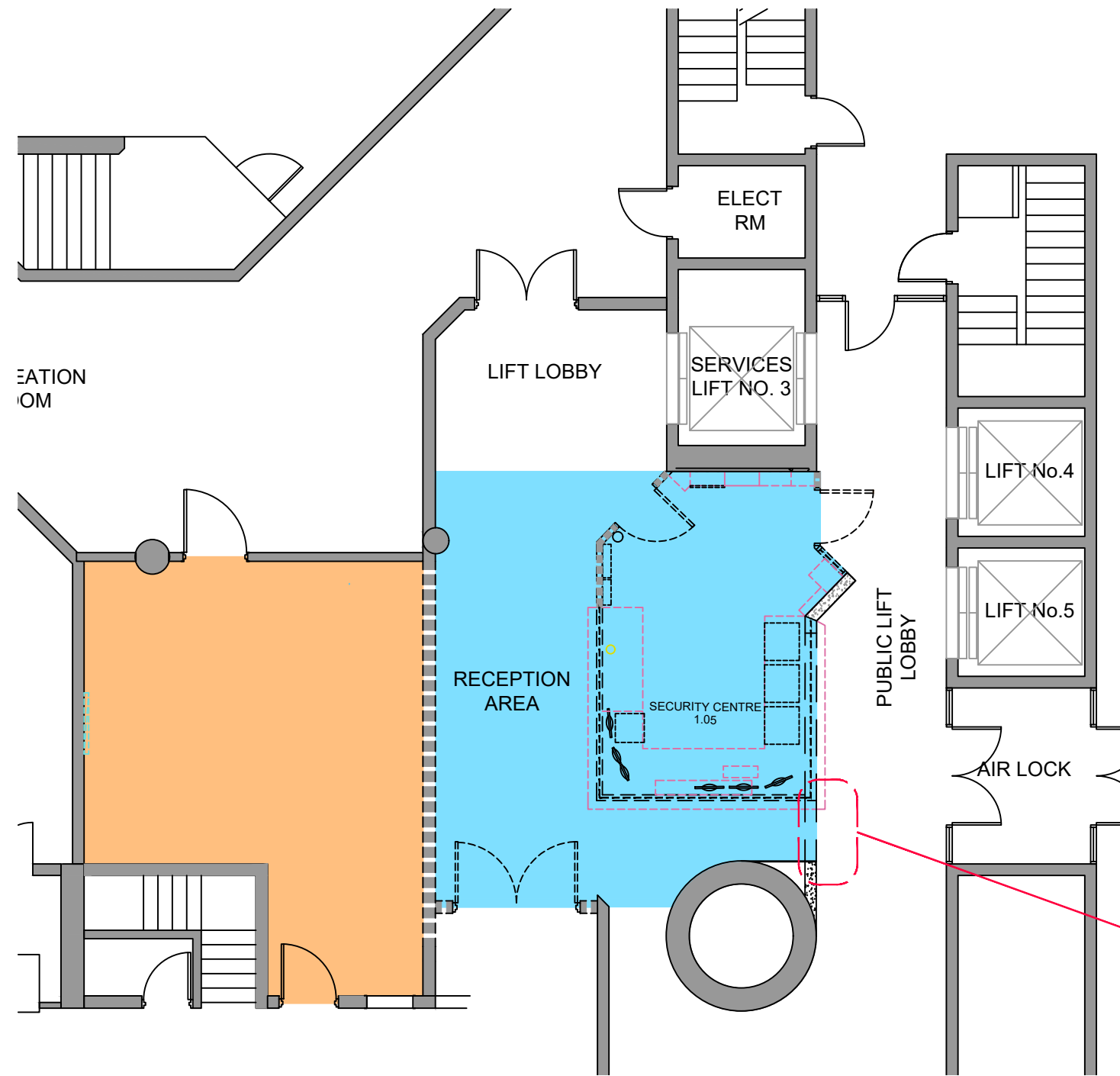
PROJECT STATUS  
 For Information NOT FOR CONSTRUCTION  
 For Tender NOT FOR CONSTRUCTION  
 For Construction

DRAWN DATE SHEET SIZE  
SG 12.11.18 A3

DRAWING FILE LOCATION  
C:\Users\Space\Documents\Space\Proj\HCA\2573 - Relocate Security - Tender\3.01 - Integrated Space\2573-1-EN-181188.dwg

DRAWING NO.  
2573-A122/A





# LEGEND

TO THIS ENTIRE AREA ALLOW TO LIFT EXISTING SHEET VINYL FLOOR FINISH AFTER DISMANTLING PARTITIONS JOINERY AND THE LIKE AND UNDERTAKE THE FOLLOWING INVESTIGATIONS;

1. AT TWO LOCATIONS ON THE FLOOR TO BE AGREED WITH THE PRINCIPAL'S REPRESENTATIVE EMPLOY A REINFORCEMENT LOCATING CONTRACTOR TO MARK ON THE SLAB WITH CRAYON THE TOP AND BOTTOM REINFORCEMENT
2. EMPLOY A CONCRETE CORING CONTRACTOR TO CUT A DIA 50mm CORE DOWN TO 30mm BELOW THE TOP OF THE EXISTING TOPPING, IF THERE IS NO TOPPING CORE DOWN 30mm.
3. CAREFULLY REMOVE THE CORE, WHOLE IF POSSIBLE AND PROVIDE TO THE PRINCIPAL'S REPRESENTATIVE FOR STRUCTURAL EXAMINATION
4. FILL IN THE CORE HOLES WITH NON-SHRINK GROUT SUCH AS BOSTIK FLOWFILL GROUT GP AVAILABLE FROM CE INDUSTRIES SUBJECT TO CONCLUSION OF THE PRECEDING AND IF APPROVED BY THE PRINCIPAL'S REPRESENTATIVE ALLOW TO REMOVE THE ENTIRE CONCRETE SLAB TOPPING DOWN TO A DEPTH TO SUIT THE FLOOR TILES (NOMINALLY 30mm) WHICH ARE TO BE LAID TO THIS ENTIRE AREA. PRIOR TO LAYING TILES ALLOW TO PREPARE THE ENTIRE CONCRETE SLAB INCLUDING APPLICATION OF SELF LEVELLING COMPOUND. LAY THE TILES ON A MORTAR BED WITH JOINTS AND GROUT TO MATCH EXISTING AS SPECIFIED. THE TILES SHALL BE SUPPLIED BY THE PRINCIPAL AND ARE TO BE LAID TO MATCH THE EXISTING ANGLED PATTERN.

TO THIS ENTIRE AREA ALLOW TO PREPARE THE ENTIRE CONCRETE SLAB INCLUDING CLEANING, GRINDING AND APPLICATION OF SELF LEVELLING COMPOUND FOR LAYING OF NEW REGUPOL FLOOR TILES



FIRST ROW OF TILES TO ABUTT EXISTING EXPANSION JOINT, MATCH EXISTING PATTERN AND BE CUT TO MATCH OVERALL TILE DIMENSIONS. LAY APPROX. AGREE LAYOUT AND OBTAIN APPROVAL FROM THE PRINCIPAL'S REPRESENTATIVE BEFORE COMMENCING ANY WORK

- NOTE
1. All dimensions in millimetres unless noted otherwise.
  2. Do not scale drawings. Scale indicated on drawing.
  3. All dimensions to be verified on site prior to commencing any work.
  4. All work to be carried out in accordance with the current editions of the Building Code of Australia and relevant Australian Standards, and local authority requirements.

AUTHORISED FOR ISSUE BY:  
Signature on original document indicated by (\*) preceding authorised signatory.

\*Authority Signature

REV	DESCRIPTION	DATE
A	FOR REVIEW	05.11.19

COPYRIGHT  
This document is and shall remain the property of Integrated Space Pty Ltd.

DIN:  
IS-SHEET-CON-A3-LANDSCAPE-V 002.01

CLIENT



HIGH COURT OF AUSTRALIA

is

Integrated Space  
Integrated Space Pty Ltd  
ACN 098 835 259  
PO Box 5144  
Kingston ACT 2604  
Tel 02 6273 0805  
Fax 02 6273 0806  
E-mail info@int-space.com  
Primary Nominee: Sergio Garcia  
Registration Number: 771

PROJECT

GROUND FLOOR  
SECURITY CONTROL  
ROOM & SECURE  
LIFT FOYER

BLOCK 15 SECTION 28 DIVISION PARKES

DRAWING TITLE  
EXISTING FLOOR FINISHES  
PLAN

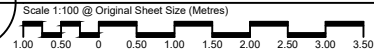
PROJECT STATUS  
 For Information NOT FOR CONSTRUCTION  
 For Tender NOT FOR CONSTRUCTION  
 For Construction

DRAWN DATE SHEET SIZE  
SG 12.11.18 A3

DRAWING FILE LOCATION  
C:\Users\Space\Documents\Space\Projects\2573 - Relocate Security - Tender\01 - Integrated Space\2573-TEN-191188.dwg

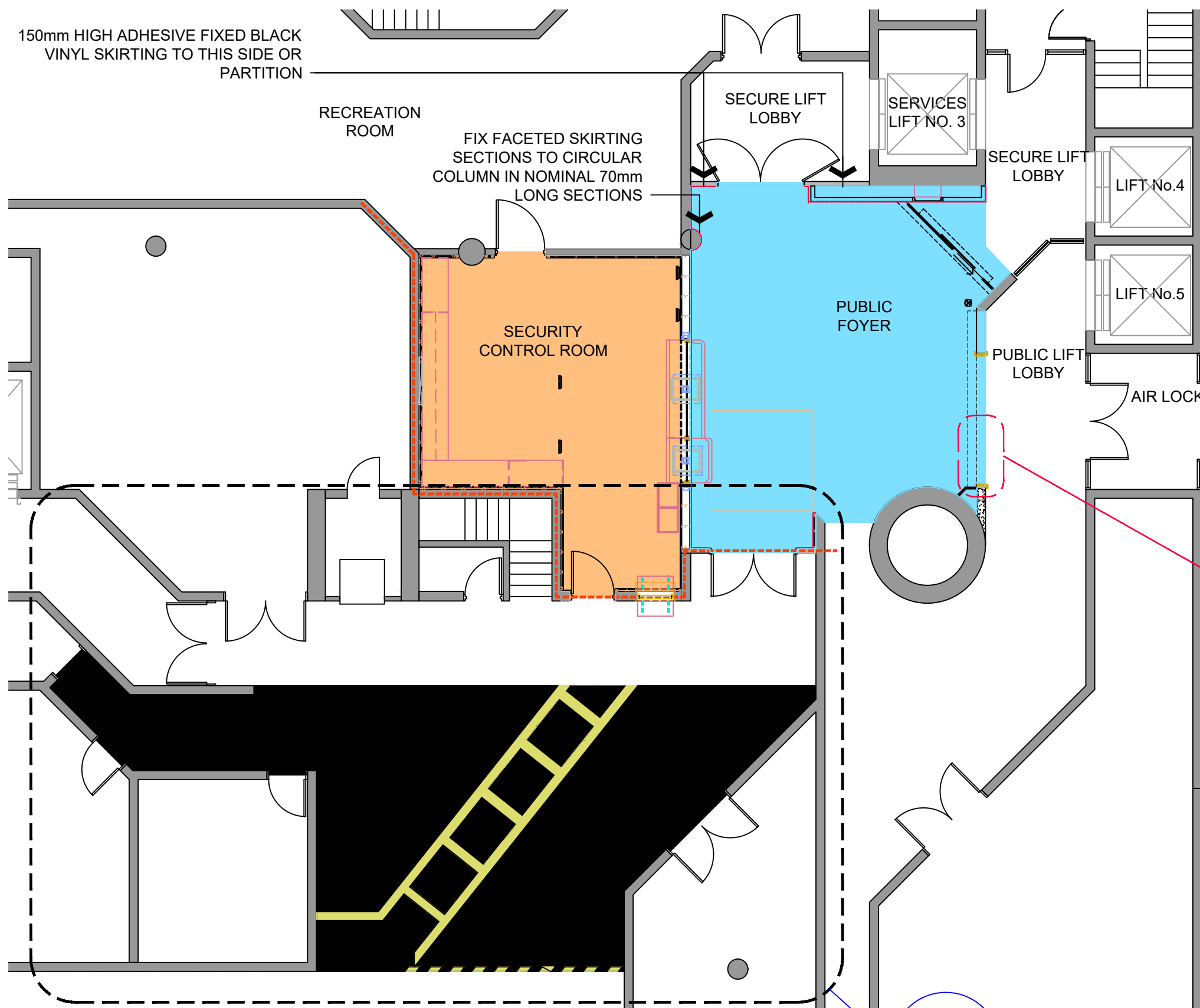
DRAWING NO.  
2573-A123/A

1 EXISTING FINISHES PLAN  
Scale 1:100 @ Original Sheet Size (Metres)



# NOTES

1. TO ALL JUNCTIONS BETWEEN DIFFERING FLOOR FINISHES ALLOW TO INSTALL FULL LENGTH NATURAL ANODISED ALUMINIUM COVER STRIP. FIX COVER STRIP WITH C/S ALUMINIUM SCREWS FIXED INTO PLASTIC PLUGS DRILLED INTO THE CONCRETE FLOOR SLAB



150mm HIGH ADHESIVE FIXED BLACK VINYL SKIRTING TO THIS SIDE OR PARTITION

RECREATION ROOM

FIX FACETED SKIRTING SECTIONS TO CIRCULAR COLUMN IN NOMINAL 70mm LONG SECTIONS

SECURE LIFT LOBBY

SERVICES LIFT NO. 3

SECURE LIFT LOBBY

LIFT No.4

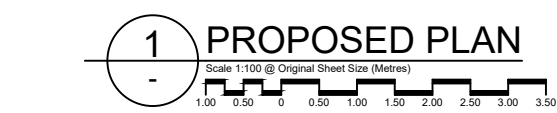
LIFT No.5

PUBLIC FOYER

PUBLIC LIFT LOBBY

AIR LOCK

SECURITY CONTROL ROOM




# LEGEND

ALLOW TO REMOVE THE ENTIRE CONCRETE SLAB TOPPING DOWN TO A DEPTH TO SUIT THE NEW FLOOR TILE THICKNESS (NOMINALLY 30mm) WHICH ARE TO BE LAID TO THIS ENTIRE AREA. PRIOR TO LAYING TILES ALLOW TO PREPARE THE ENTIRE CONCRETE SLAB INCLUDING, CLEANING, GRINDING & APPLICATION OF SELF LEVELLING COMPOUND. LAY THE TILES ON A MORTAR BED WITH JOINTS AND GROUT TO MATCH EXISTING AND AS SPECIFIED. THE TILES SHALL BE SUPPLIED BY THE PRINCIPAL AND ARE TO BE LAID TO MATCH THE ANGLED PATTERN OF THE EXISTING TILES.

TO THIS ENTIRE AREA ALLOW TO PREPARE THE ENTIRE CONCRETE SLAB INCLUDING, CLEANING, GRINDING AND APPLICATION OF SELF LEVELLING COMPOUND FOR LAYING OF NEW REGUPOL 4mm THICK 600X600mm RUBBER FLOOR TILES EQUAL TO EVEROLL VITALITY NOME. LAY REGUPOL TILES IN ACCORDANCE WITH THE MANUFACTURERS RECOMMENDATIONS

ADHESIVE FIXED 150mm HIGH STONE SKIRTING CUT FROM FLOOR TILES TO BE SUPPLIED BY THE PRINCIPAL



FIRST ROW OF TILES TO ABUTT EXISTING EXPANSION JOINT, MATCH EXISTING PATTERN AND BE CUT TO MATCH OVERALL TILE DIMENSIONS. LAY APPROX. AGREE LAYOUT AND OBTAIN APPROVAL FROM THE PRINCIPAL'S REPRESENTATIVE BEFORE COMMENCING ANY WORK

- NOTE
- All dimensions in millimetres unless noted otherwise.
  - Do not scale drawings. Scale indicated on drawing.
  - All dimensions to be verified on site prior to commencing any work.
  - All work to be carried out in accordance with the current editions of the Building Code of Australia and relevant Australian Standards, and local authority requirements.

AUTHORISED FOR ISSUE BY:  
Signature on original document indicated by (\*) preceding authorised signatory.

\*Authority Signature

REV	DESCRIPTION	DATE
A	FOR TENDER	13.05.19
B	REVISED FOR TENDER	05.11.19

COPYRIGHT  
This document is and shall remain the property of Integrated Space Pty Ltd.

DIN:  
IS-SHEET-CON-A3-LANDSCAPE-V 002.01

CLIENT



HIGH COURT OF AUSTRALIA



Integrated Space  
Integrated Space Pty Ltd  
ACN 098 835 259  
PO Box 5144  
Kingston ACT 2604  
Tel 02 6273 0805  
Fax 02 6273 0806  
E-mail info@int-space.com  
Primary Nominee: Sergio Garcia  
Registration Number: 771

PROJECT

GROUND FLOOR SECURITY CONTROL ROOM & SECURE LIFT FOYER

BLOCK 15 SECTION 28 DIVISION PARKES

DRAWING TITLE  
PROPOSED FINISHES PLAN

PROJECT STATUS  
 For Information NOT FOR CONSTRUCTION  
 For Tender NOT FOR CONSTRUCTION  
 For Construction

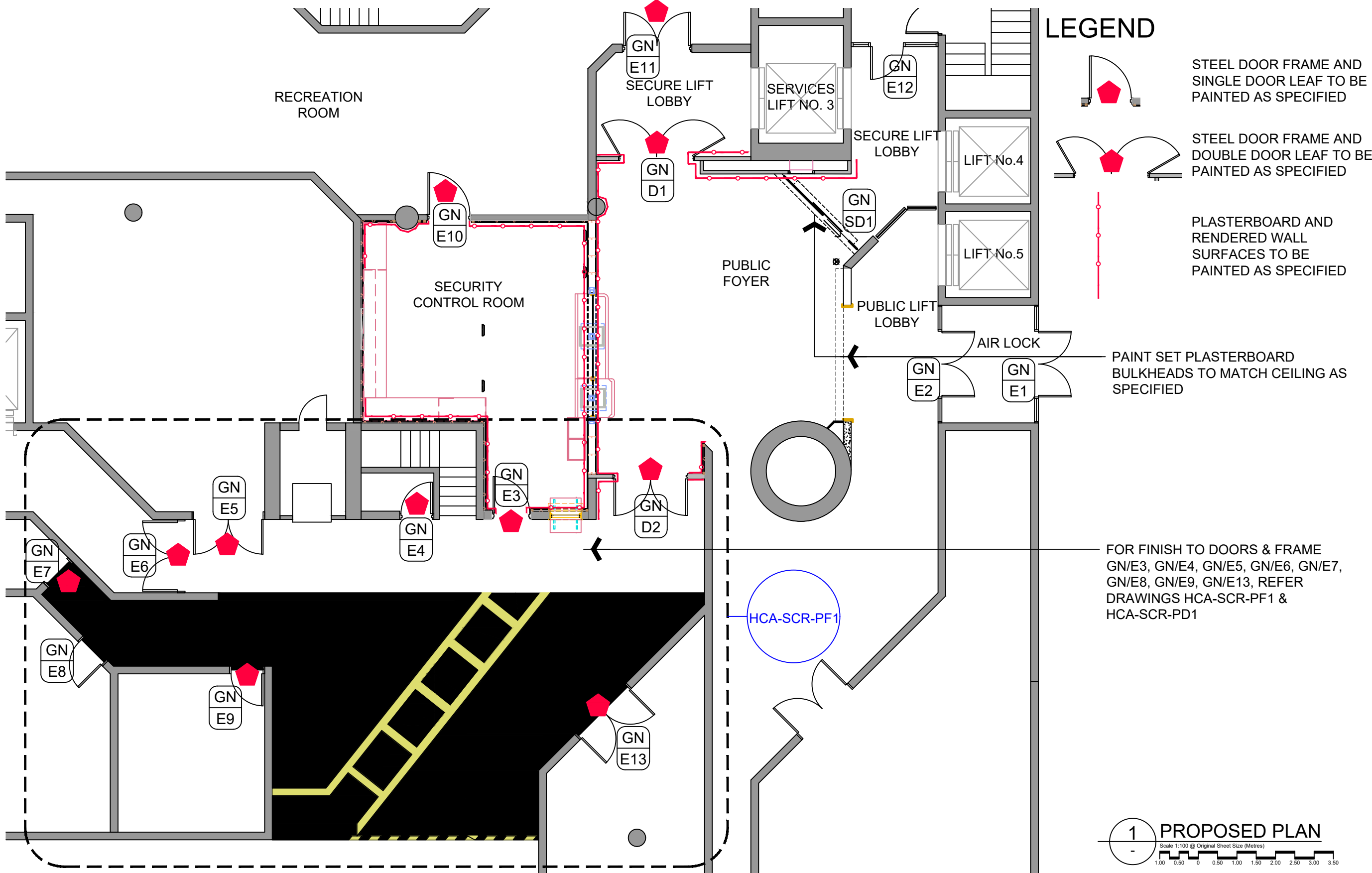
DRAWN DATE SHEET SIZE  
SG 12.11.18 A3

DRAWING FILE LOCATION  
C:\Users\sgarcia\Documents\Space\Projects\HCA\2573 - Relocate Series - Tender\3.01 - Integrated Space\2573-TEN-191188.dwg

DRAWING NO.  
2573-A124/B

# NOTES

1. TO CONCRETE CEILING SOFFIT, SET PLASTERBOARD CEILING INFILL & CONDUITS USED TO RETICULATE CABLING AND THE LIKE TO SERVICES WITHIN AREA OF WORK AS DENOTED ON DRAWINGS 2573-A112 & 2573-A113 PATCH AND PREPARE FOR PAINT FINISH. PAINT WITH SEALER/UNDERCOAT FOLLOWED BY TWO COATS OF FLAT DULUX WHITE ON WHITE
2. PAINT DOOR LEAVES AND DOOR FRAMES WITH FULL GLOSS DULUX AQUANAMEL. APPLY SEALER/UNDERCOAT FOLLOWED BY TWO FINISHING COATS. TO DOORS D1 & D2 FRAME COLOUR TO BE WHITE ON PUBLIC FOYER SIDE AND DULUX GREY STEEL 2, 00NN 53/000 ON OTHER SIDE. DOOR LEAF TO BE COACHWOOD VENEER TO PUBLIC FOYER SIDE FINISHED WITH TWO COATS OF CLEAR SATIN SINGLE PACK POLYURETHANE. COLOUR TO THE OTHER SIDE AND EDGES TO BE WHITE TO MATCH EXISTING. STEEL FRAME AROUND GLASS VIEWING PANELS TO BE PAINTED TO MATCH THE COACHWOOD. REFER DOOR SCHEDULE FOR FINISH TO OTHER DOORS .
3. PLASTERBOARD AND RENDERED WALL SURFACES TO BE PAINTED USING WASHABLE SATIN ACRYLIC. APPLY SEALER/UNDERCOAT FOLLOWED BY TWO FINISHING COATS. COLOUR TO BE DULUX WHITE ON WHITE



## LEGEND

- STEEL DOOR FRAME AND SINGLE DOOR LEAF TO BE PAINTED AS SPECIFIED
- STEEL DOOR FRAME AND DOUBLE DOOR LEAF TO BE PAINTED AS SPECIFIED
- PLASTERBOARD AND RENDERED WALL SURFACES TO BE PAINTED AS SPECIFIED

PAINT SET PLASTERBOARD BULKHEADS TO MATCH CEILING AS SPECIFIED

FOR FINISH TO DOORS & FRAME GN/E3, GN/E4, GN/E5, GN/E6, GN/E7, GN/E8, GN/E9, GN/E13, REFER DRAWINGS HCA-SCR-PF1 & HCA-SCR-PD1

**NOTE**  
 1. All dimensions in millimetres unless noted otherwise.  
 2. Do not scale drawings. Scale indicated on drawing.  
 3. All dimensions to be verified on site prior to commencing any work.  
 4. All work to be carried out in accordance with the current editions of the Building Code of Australia and relevant Australian Standards, and local authority requirements.

AUTHORISED FOR ISSUE BY:  
 Signature on original document indicated by (\*) preceding authorised signatory.  
 \*Authority Signature

REV	DESCRIPTION	DATE
A	FOR TENDER	13.05.19
B	REVISED FOR TENDER	05.11.19

**COPYRIGHT**  
 This document is and shall remain the property of Integrated Space Pty Ltd.

DIN:  
 IS-SHEET-CON-A3-LANDSCAPE-V V02.01



**Integrated Space**  
 Integrated Space Pty Ltd  
 ACN 098 835 299  
 PO Box 5144  
 Kingston ACT 2604  
 Tel 02 6273 0805  
 Fax 02 6273 0806  
 E-mail info@int-space.com  
 Primary Nominee: Sergio Garcia  
 Registration Number: 771

**PROJECT**  
 GROUND FLOOR SECURITY CONTROL ROOM & SECURE LIFT FOYER

BLOCK 15	SECTION 28	DIVISION PARKES
----------	------------	-----------------

**DRAWING TITLE**  
 PROPOSED FINISHES PLAN

**PROJECT STATUS**  
 For Information NOT FOR CONSTRUCTION  
 For Tender NOT FOR CONSTRUCTION  
 For Construction

**DRAWN** SG **DATE** 12.11.18 **SHEET SIZE** A3

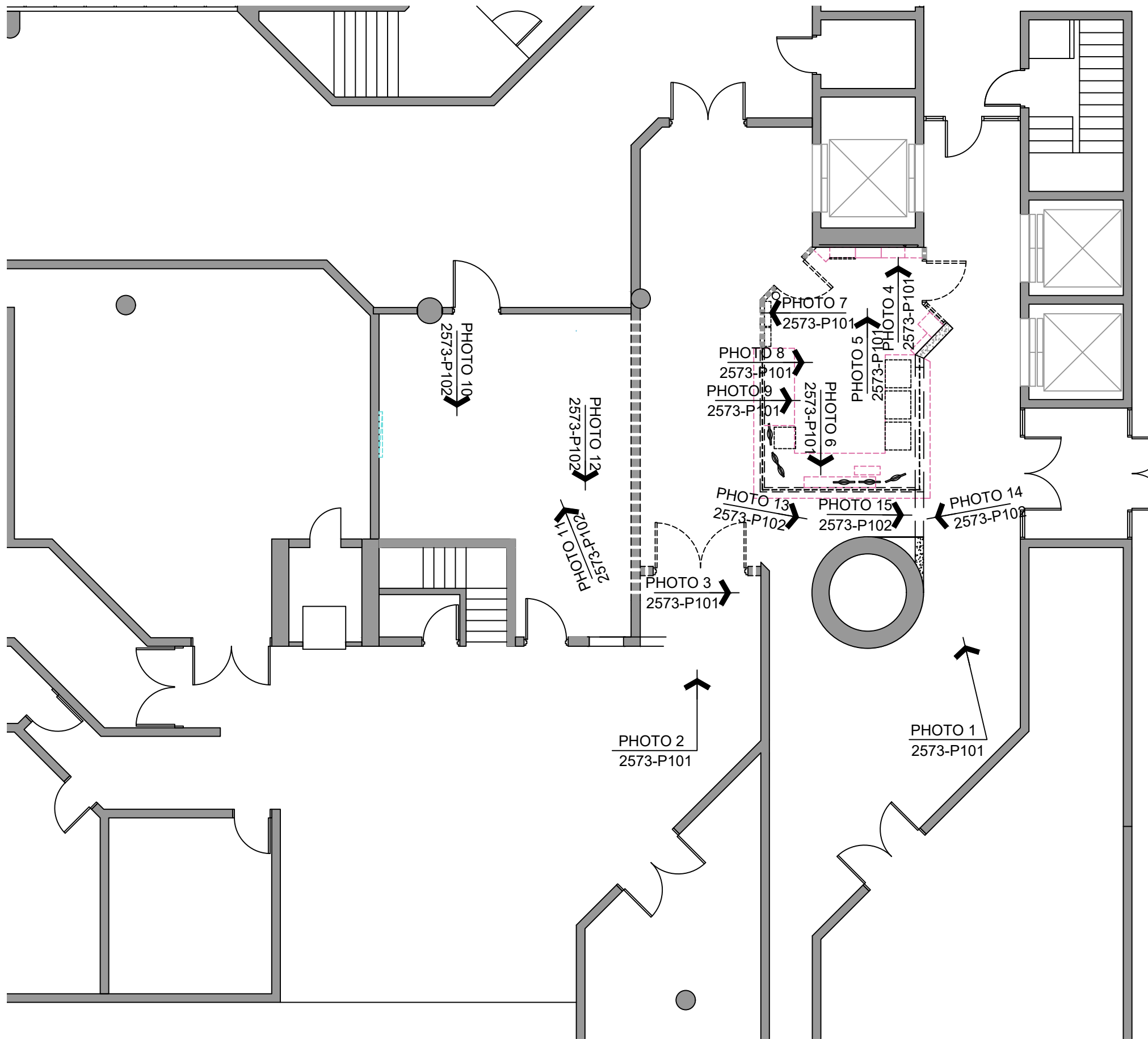
**DRAWING FILE LOCATION**  
 C:\Users\sgarcia\Documents\Integrated Space\Projects\HCA2573 - Reliance Security - Tender\03.01 - Integrated Space\2573-TEN-191185.dwg

**DRAWING NO.**  
 2573-A125/B

**1 PROPOSED PLAN**  
 Scale 1:100 @ Original Sheet Size (Metres)

Tuesday, 5 November 2019 10:35:03 AM

Tuesday, 5 November 2019 10:35:07 AM



**1 PHOTO REFERENCE PLAN**  
 Scale 1:100 @ Original Sheet Size (Metres)

- NOTE**
- All dimensions in millimetres unless noted otherwise.
  - Do not scale drawings. Scale indicated on drawing.
  - All dimensions to be verified on site prior to commencing any work.
  - All work to be carried out in accordance with the current editions of the Building Code of Australia and relevant Australian Standards, and local authority requirements.

AUTHORISED FOR ISSUE BY:  
 Signature on original document indicated by (\*) preceding authorised signatory.  
 \*Authority Signature

REV	DESCRIPTION	DATE
A	FOR TENDER	05.11.19

**COPYRIGHT**  
 This document is and shall remain the property of Integrated Space Pty Ltd.  
**DIN:**  
 IS-SHEET-CON-A3-LANDSCAPE-V 002.01

**CLIENT**



HIGH COURT OF AUSTRALIA



**Integrated Space**  
 Integrated Space Pty Ltd  
 ACN 098 835 299  
 PO Box 5144  
 Kingston ACT 2604  
 Tel 02 6273 0805  
 Fax 02 6273 0806  
 E-mail info@int-space.com  
 Primary Nominee: Sergio Garcia  
 Registration Number: 771

**PROJECT**  
**GROUND FLOOR SECURITY CONTROL ROOM & SECURE LIFT FOYER**

BLOCK	SECTION	DIVISION
15	28	PARKES

**DRAWING TITLE**  
 EXISTING & CROSS REFERENCE PLAN FOR PHOTOS


PROJECT STATUS	
<input type="checkbox"/> For Information	NOT FOR CONSTRUCTION
<input checked="" type="checkbox"/> For Tender	NOT FOR CONSTRUCTION
<input type="checkbox"/> For Construction	

DRAWN	DATE	SHEET SIZE
SG	12.11.18	A3


**DRAWING FILE LOCATION**  
 C:\Users\sgarcia\Documents\Space\Project\HCA2573 - Relocate SCRM - Tender\01 - Integrated Space\2573-TEN-181118.dwg

**DRAWING NO.**  
 2573-P100/A





1 PHOTO 1  
NOT TO SCALE



2 PHOTO 2  
NOT TO SCALE




3 PHOTO 3  
NOT TO SCALE




4 PHOTO 4  
NOT TO SCALE



5 PHOTO 5  
NOT TO SCALE




6 PHOTO 6  
NOT TO SCALE



7 PHOTO 7  
NOT TO SCALE



8 PHOTO 8  
NOT TO SCALE



9 PHOTO 9  
NOT TO SCALE

NOTE  
1. All dimensions in millimetres unless noted otherwise.  
2. Do not scale drawings. Scale indicated on drawing.  
3. All dimensions to be verified on site prior to commencing any work.  
4. All work to be carried out in accordance with the current editions of the Building Code of Australia and relevant Australian Standards, and local authority requirements.

AUTHORISED FOR ISSUE BY:  
Signature on original document indicated by (\*) preceding authorised signatory.

\*Authority Signature

REV	DESCRIPTION	DATE
A	FOR TENDER	05.11.19

COPYRIGHT  
This document is and shall remain the property of Integrated Space Pty Ltd.

DIN:  
IS-SHEET-CON-A3-LANDSCAPE-V 02.01

CLIENT



HIGH COURT OF AUSTRALIA



Integrated Space  
Integrated Space Pty Ltd  
ACN 098 835 299  
PO Box 5144  
Kingston ACT 2804  
Tel 02 6273 0805  
Fax 02 6273 0806  
E-mail info@int-space.com  
Primary Nominee: Sergio Garcia  
Registration Number: 771

PROJECT  
**GROUND FLOOR  
SECURITY CONTROL  
ROOM & SECURE  
LIFT FOYER**

BLOCK SECTION DIVISION  
15 28 PARKES

DRAWING TITLE  
**EXISTING PHOTOS -  
SHEET 1 OF 2**

PROJECT STATUS  
 For Information NOT FOR CONSTRUCTION  
 For Tender NOT FOR CONSTRUCTION  
 For Construction

DRAWN DATE SHEET SIZE  
SG 12.11.18 A3


DRAWING FILE LOCATION  
C:\Users\sergio\Documents\Space\Proj\HCA2573 - Relocate SCRM - Tender01 - Integrated Space\2573-TEN-181118.dwg

DRAWING NO.  
**2573-P101/A**






1 PHOTO 10  
NOT TO SCALE



2 PHOTO 11  
NOT TO SCALE



3 PHOTO 12  
NOT TO SCALE




4 PHOTO 13  
NOT TO SCALE

EXISTING BULKHEAD TO UNDERSIDE OF CONCRETE SOFFIT USED TO RETICULATE CABLING TO THE SECURITY CONTROL ROOM TO BE DISMANTLED AFTER REMOVAL OF CABLING BY OTHERS (ITM) - CONSTRUCT FRAME FROM NOMINAL 50X50mm F5 TIMBER FIXED TO CONCRETE SOFFIT AS NEW BULKHEAD LINE WITH 13mm THICK SET PLASTERBOARD WITH OVERALL NOMINAL DIMENSIONS OF 3500X200X200mm - CONFIRM FINAL DIMENSIONS WITH THE PRINCIPAL'S REPRESENTATIVE BEFORE PROCEEDING



5 PHOTO 14  
NOT TO SCALE

EXISTING FLOOR DUCT WITH CABLES SERVICING PRESENT SECURITY CONTROL ROOM (SCR) - OTHERS (ITM) TO REMOVE/RE-ROUTE CABLES AS REQUIRED TO SERVE NEW SCR - COORDINATE ACTIVITIES - INFILL RECESS WITH FLOWFILL GROUT AS REQUIRED TO SUIT NEW FLOOR FINISH



6 PHOTO 15  
NOT TO SCALE

- NOTE
- All dimensions in millimetres unless noted otherwise.
  - Do not scale drawings. Scale indicated on drawing.
  - All dimensions to be verified on site prior to commencing any work.
  - All work to be carried out in accordance with the current editions of the Building Code of Australia and relevant Australian Standards, and local authority requirements.

AUTHORISED FOR ISSUE BY:  
Signature on original document indicated by (\*) preceding authorised signatory.

\* Authority Signature

REV	DESCRIPTION	DATE
A	FOR TENDER	13.05.19
B	REVISED FOR TENDER	05.11.19

COPYRIGHT  
This document is and shall remain the property of Integrated Space Pty Ltd.

DIN:  
IS-SHEET-CON-A3-LANDSCAPE-V 02.01

CLIENT



HIGH COURT OF AUSTRALIA



Integrated Space  
Integrated Space Pty Ltd  
ACN 098 835 299  
PO Box 5144  
Kingston ACT 2804  
Tel 02 6273 0805  
Fax 02 6273 0806  
E-mail info@int-space.com  
Primary Nominee: Sergio Garcia  
Registration Number: 771

PROJECT  
**GROUND FLOOR SECURITY CONTROL ROOM & SECURE LIFT FOYER**

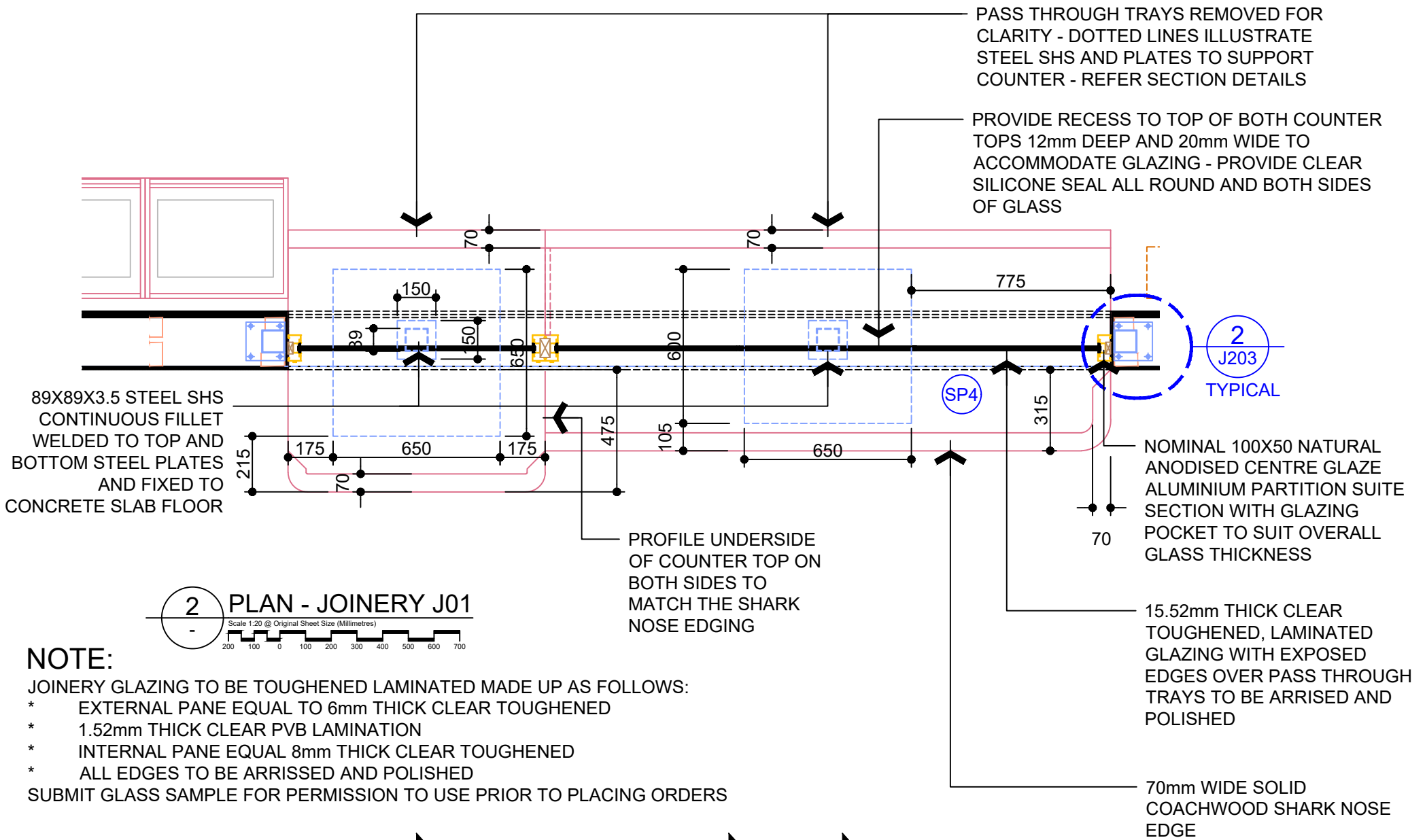
BLOCK 15 SECTION 28 DIVISION PARKES

DRAWING TITLE  
EXISTING PHOTOS - SHEET 2 OF 2

PROJECT STATUS		DATE	SHEET SIZE
<input type="checkbox"/> For Information	NOT FOR CONSTRUCTION		
<input checked="" type="checkbox"/> For Tender	NOT FOR CONSTRUCTION		
<input type="checkbox"/> For Construction	NOT FOR CONSTRUCTION		
DRAWN SG	DATE 12.11.18		A3

DRAWING FILE LOCATION  
C:\Users\sergio\Documents\Integrated Space\Projects\HCA2573 - Relocate SCR03 - Tender03.dwg

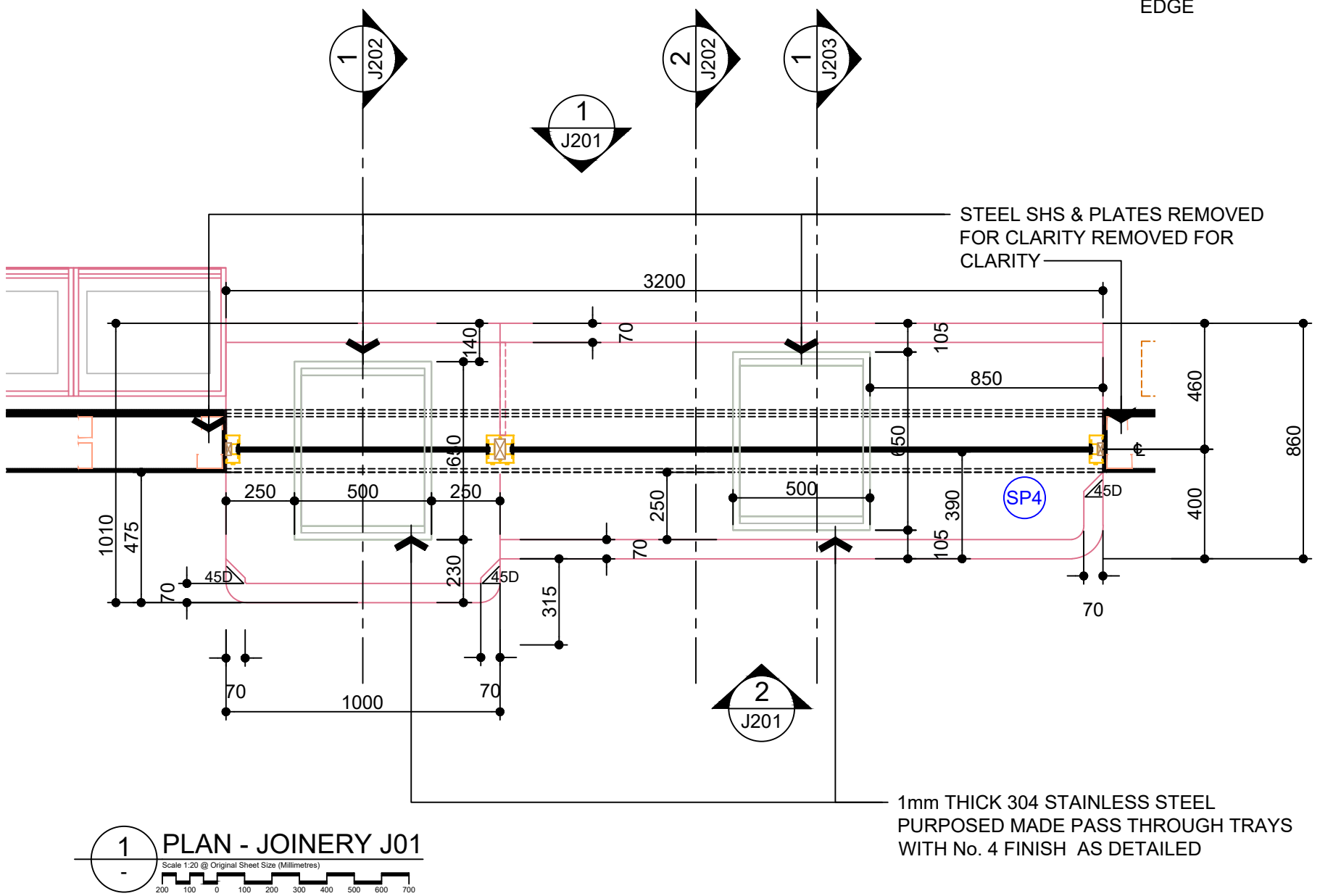
DRAWING NO.  
2573-P102/B



**2 PLAN - JOINERY J01**  
Scale 1:20 @ Original Sheet Size (Millimetres)

**NOTE:**

- JOINERY GLAZING TO BE TOUGHENED LAMINATED MADE UP AS FOLLOWS:
- \* EXTERNAL PANE EQUAL TO 6mm THICK CLEAR TOUGHENED
  - \* 1.52mm THICK CLEAR PVB LAMINATION
  - \* INTERNAL PANE EQUAL 8mm THICK CLEAR TOUGHENED
  - \* ALL EDGES TO BE ARRISED AND POLISHED
- SUBMIT GLASS SAMPLE FOR PERMISSION TO USE PRIOR TO PLACING ORDERS



**1 PLAN - JOINERY J01**  
Scale 1:20 @ Original Sheet Size (Millimetres)

REV DESCRIPTION	DATE	REV DESCRIPTION	DATE
A FOR REVIEW	13.05.19		
B AMENDED COUNTER TOP TIMBER MATERIAL TO COACHWOOD	29.08.19		
C FOR TENDER	05.11.19		

**NOTE**

1. All dimensions in millimetres unless noted otherwise.
2. Do not scale drawings. Scale indicated on drawing.
3. All dimensions to be verified on site prior to commencing any work.
4. All work to be carried out in accordance with the current editions of the Building Code of Australia and relevant Australian Standards, and local authority requirements.

**Integrated Space**  
Integrated Space Pty Ltd  
ACN 098 835 299  
PO Box 5144  
Kingston ACT 2604  
Tel 02 6273 0805  
Fax 02 6273 0806  
E-mail info@int-space.com  
Primary Nominee: Sergio Garcia  
Registration Number: 771

**CLIENT**

HIGH COURT OF AUSTRALIA

**COPYRIGHT**  
This document is and shall remain the property of Integrated Space Pty Ltd.

**DIN:**  
IS-SHEET-CON-A3-PORTRAIT-H V02.01

**PROJECT**

**GROUND FLOOR SECURITY CONTROL ROOM & SECURE LIFT FOYER**

**BLOCK** 15    **SECTION** 28    **DIVISION** PARKES

**AUTHORISED FOR ISSUE BY:**  
Signature on original document indicated by (\*) preceding authorised signatory.  
*\*Authority Signature*

**DRAWING TITLE**  
JOINERY J01 PLAN

**PROJECT STATUS**

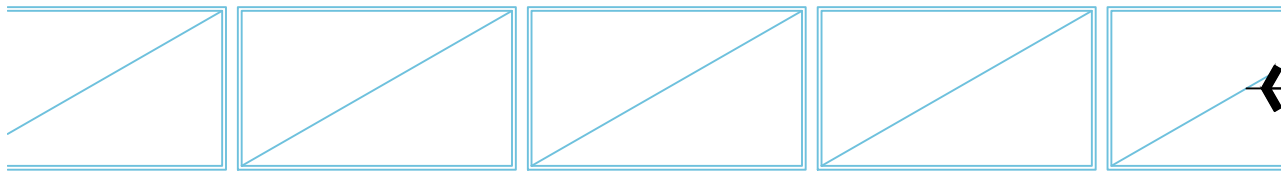
<input type="checkbox"/> For Information	<input type="checkbox"/> NOT FOR CONSTRUCTION
<input type="checkbox"/> For Tender	<input type="checkbox"/> NOT FOR CONSTRUCTION
<input type="checkbox"/> For Construction	

**DRAWN** SG    **DATE** 12.11.18    **SHEET SIZE** A3

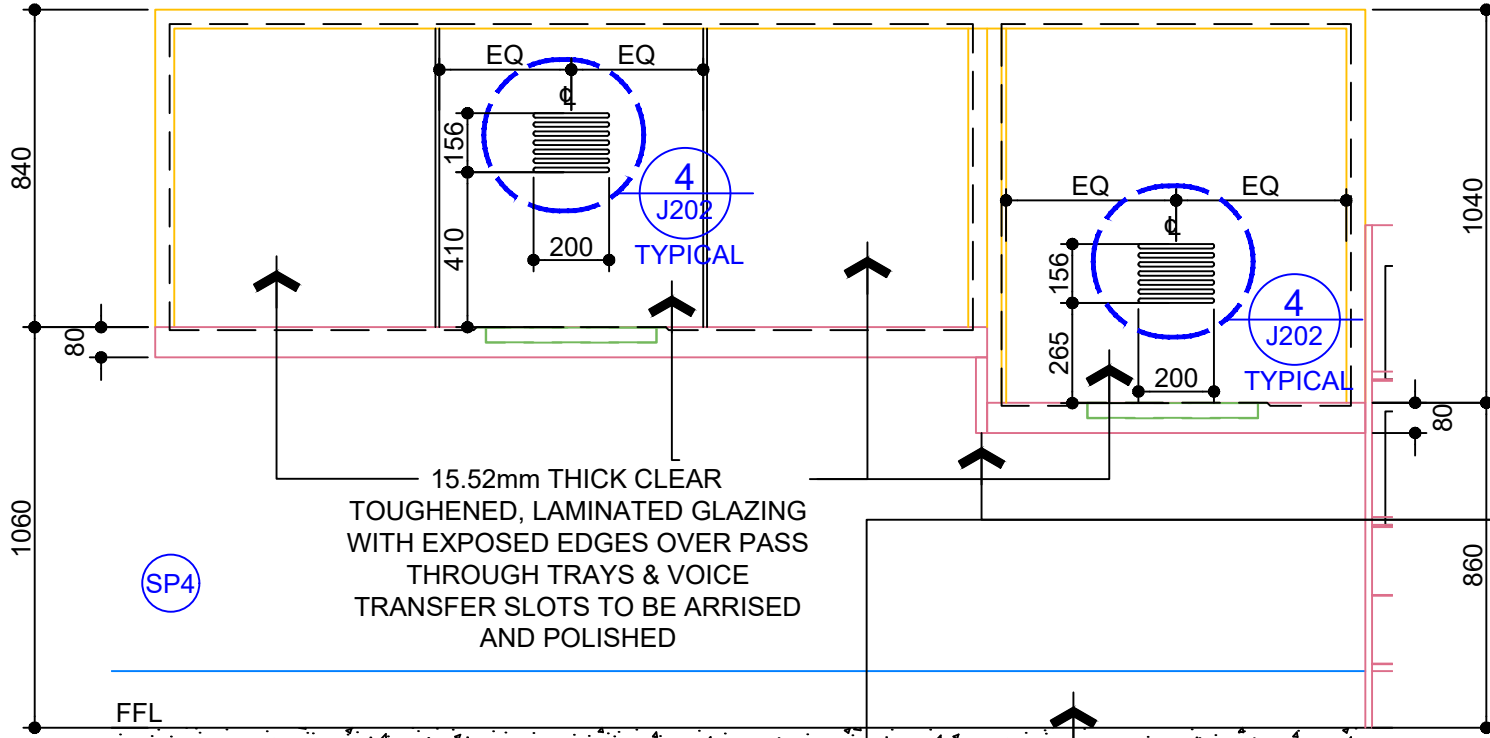
**DRAWING FILE LOCATION**  
C:\Users\ISpace02\Documents\ISpace\Proj\HCA\2573 - Relocate SCR03 - Tender3.01 - Integrated Space\2573-TEN-191105.dwg

**DRAWING NO.**  
2573-J200/C

FSL



MONITORS BY SERVICES/SECURITY CONTRACTOR

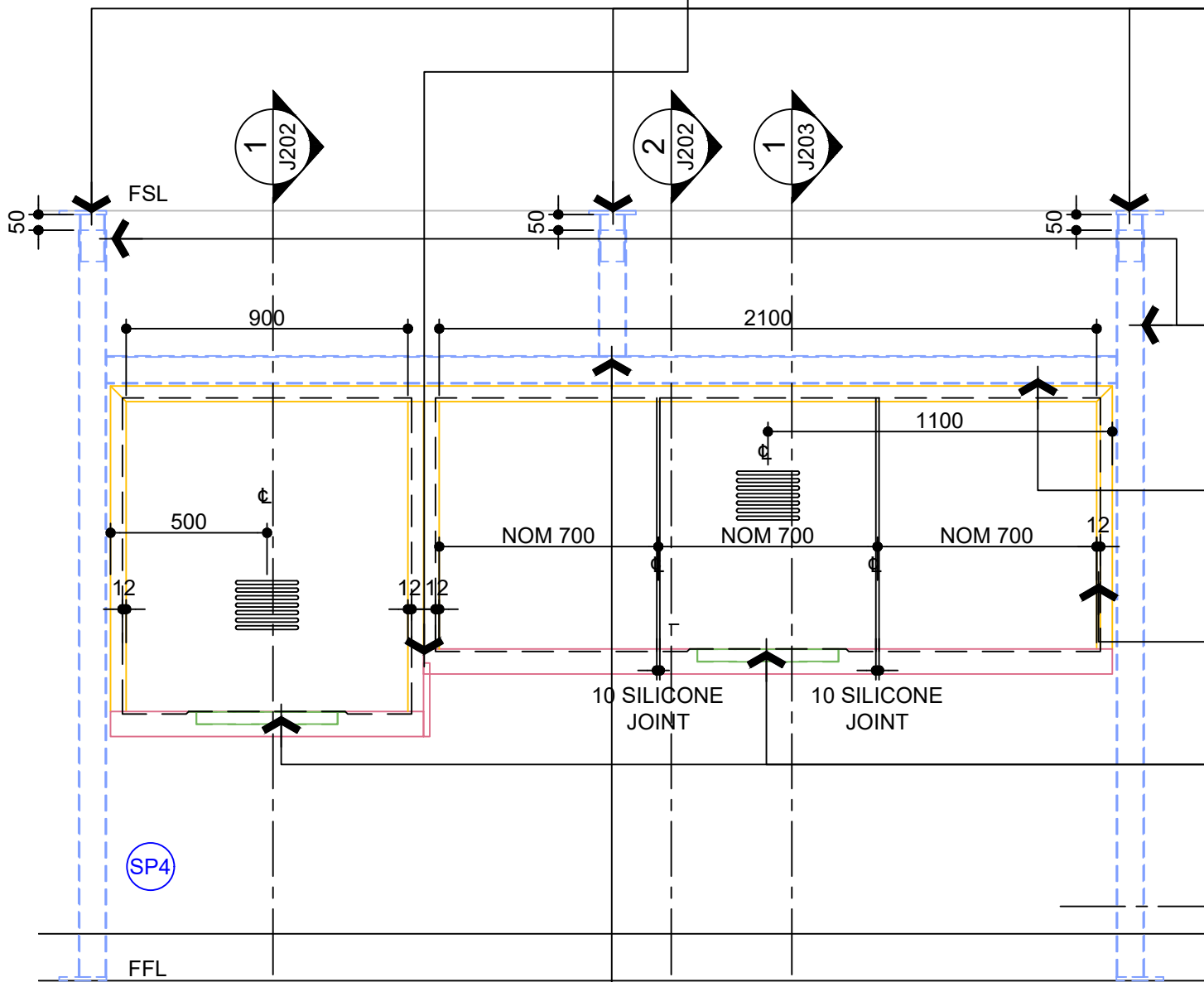


15.52mm THICK CLEAR TOUGHENED, LAMINATED GLAZING WITH EXPOSED EDGES OVER PASS THROUGH TRAYS & VOICE TRANSFER SLOTS TO BE ARRISED AND POLISHED

INFILL BETWEEN COUNTERS FROM SOLID COACHWOOD FINISHED TO MATCH COUNTER TOPS, THICKNESS AND PROFILE TO SUIT, AGREE ON SITE WITH THE SUPERINTENDENT'S REPRESENTATIVE

1 ELEVATION - JOINERY J01 Scale 1:20 @ Original Sheet Size (Millimetres)

150X50 NATURAL ANODISED ALUMINIUM 2 CHANNEL DUCTED SKIRTING



150X150X12mm THICK STEEL PLATE FIXED TO CONCRETE SLAB SOFFIT WITH 4 No. 16mm DIA. 120mm LONG MASONRY ANCHORS - ALL BUILT INTO SP4 PARTITION CAVITY

89X89X3.5 STEEL SHS POST INSERTED TO SHS SLEEVE TO CREATE 50mm DEFLECTION HEAD - FIX 200mm LONG INNER SHS WITH CONTINUOUS ALL ROUND FILLET WELDED TO TOP 150X150X12mm STEEL PLATE FIXED TO CONCRETE SLAB SOFFIT WITH 4 No. MASONRY ANCHORS - ALL BUILT INTO SP4 PARTITION CAVITY

89X89X3.5 STEEL SHS BEAM FIXED TO SHS POSTS WITH CONTINUOUS FILLET WELD ALL ROUND

TYPICAL 12mm GLAZING RECESS ALL ROUND INTO FRAME AND COUNTER TOP

GLAZING TO STEP UP 12mm FOR FULL WIDTH OF SS PASS THROUGH TRAY - EXPOSED EDGES TO BE POLISHED/ARRISED

2 ELEVATION - JOINERY J01 Scale 1:20 @ Original Sheet Size (Millimetres)

89X89X3.5 STEEL SHS CONTINUOUS FILLET WELDED TO TOP OF SHS BEAM AT MID-SPAN AND 150X150X12mm PLATE OVER AND FIXED TO CONCRETE SLAB SOFFIT WITH 4 No. MASONRY ANCHORS - BUILT INTO SP4 PARTITION CAVITY

Tuesday, 5 November 2019 10:35:31 AM

REV DESCRIPTION	DATE	REV DESCRIPTION	DATE
A FOR REVIEW	13.05.19		
B AMENDED COUNTER TOP TIMBER MATERIAL TO COACHWOOD	29.08.19		
C FOR TENDER	05.11.19		

- NOTE
- All dimensions in millimetres unless noted otherwise.
  - Do not scale drawings. Scale indicated on drawing.
  - All dimensions to be verified on site prior to commencing any work.
  - All work to be carried out in accordance with the current editions of the Building Code of Australia and relevant Australian Standards, and local authority requirements.

**Integrated Space**  
Integrated Space Pty Ltd  
ACN: 098 835 299  
PO Box 5144  
Kingston ACT 2604  
Tel: 02 6273 0805  
Fax: 02 6273 0806  
E-mail: info@int-space.com  
Primary Nominee: Sergio Garcia  
Registration Number: 771

CLIENT

**HIGH COURT OF AUSTRALIA**

COPYRIGHT  
This document is and shall remain the property of Integrated Space Pty Ltd.

DIN: IS-SHEET-CON-A3-PORTRAIT-H V02.01

PROJECT

**GROUND FLOOR SECURITY CONTROL ROOM & SECURE LIFT FOYER**

BLOCK 15 SECTION 28 DIVISION PARKES

AUTHORISED FOR ISSUE BY:  
Signature on original document indicated by (\*) preceding authorised signatory.

\*Authority Signature

DRAWING TITLE

**JOINERY J01 ELEVATIONS**

PROJECT STATUS

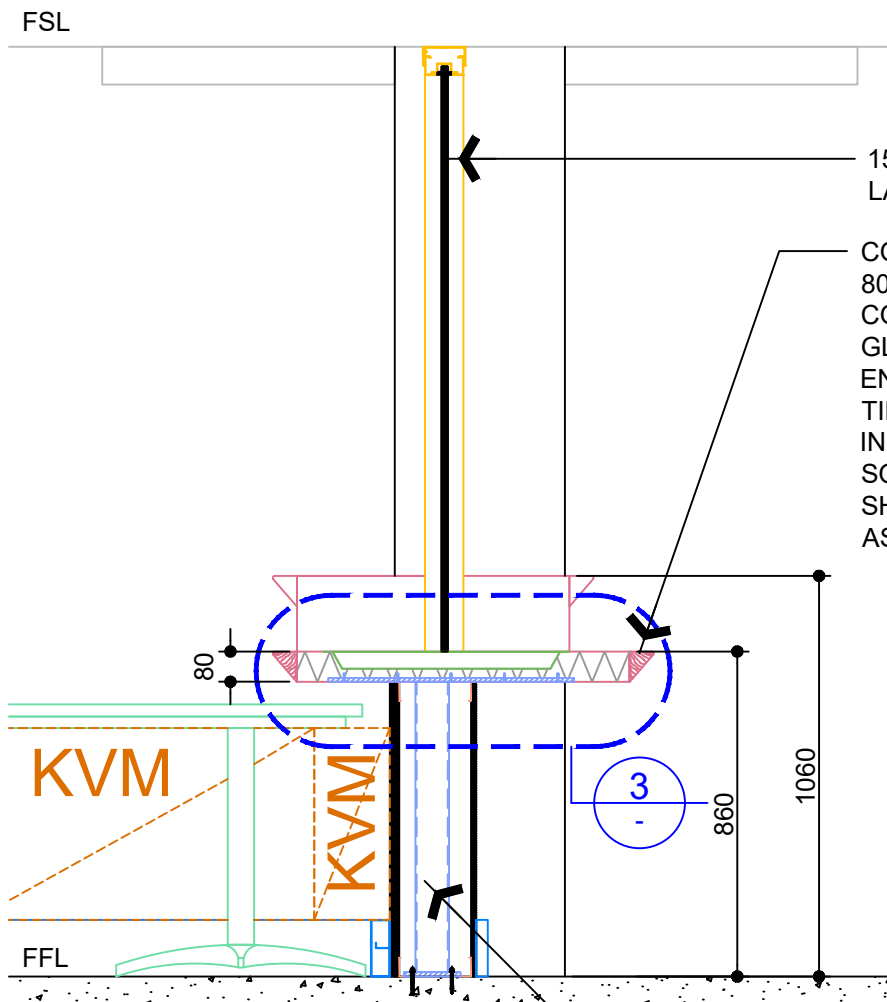
For Information NOT FOR CONSTRUCTION  
 For Tender NOT FOR CONSTRUCTION  
 For Construction

DRAWN SG DATE 12.11.18 SHEET SIZE A3

DRAWING FILE LOCATION  
C:\Users\Space\Documents\Space\Proj\HCA\2573 - Relocate SCR\03 - Tender\3.01 - Integrated Space\2573-TEN-191105.dwg

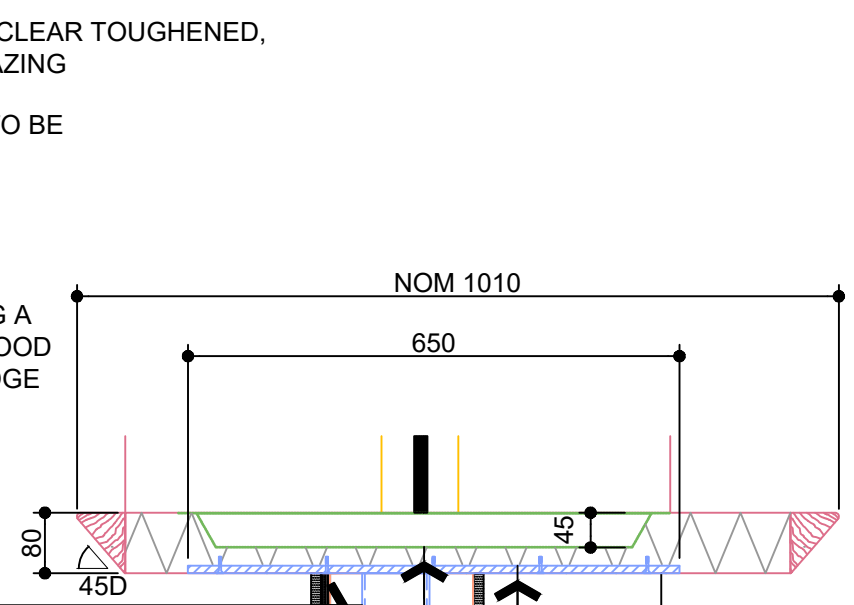
DRAWING NO.  
**2573-J201/B**





**1 SECTION - JOINERY J01**  
Scale 1:20 @ Original Sheet Size (Millimetres)

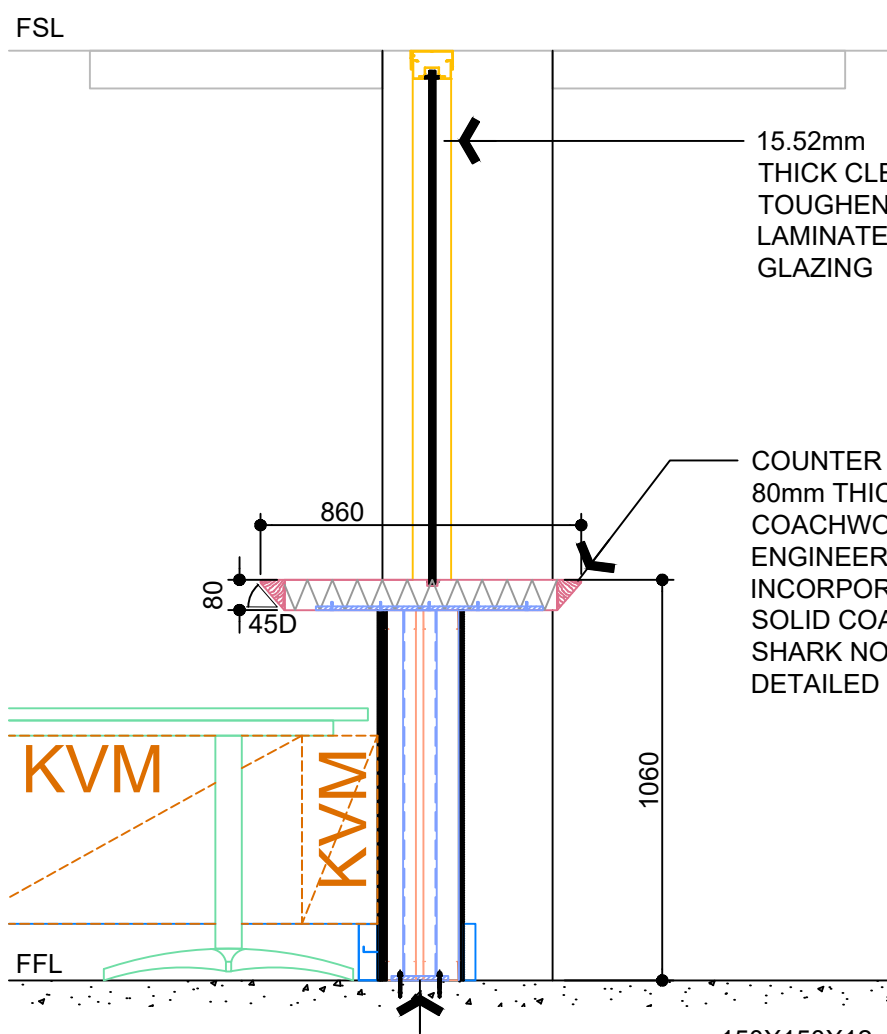
89X89X3.5 STEEL SHS CONTINUOUS FILLET WELDED TO TOP AND BOTTOM STEEL PLATES AND FIXED TO CONCRETE SLAB FLOOR



**3 SECTION DETAIL**  
Scale 1:10 @ Original Sheet Size (Millimetres)

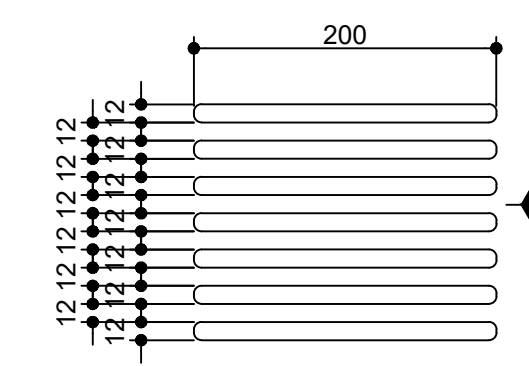
650X6000X10mm THICK STEEL TOP PLATE FIXED TO SHS WITH CONTINUOUS FILLET WELD ALL ROUND SCREW FIXED TO UNDERSIDE OF COUNTER WITH 10 No. STEEL C/S SCREWS TO SUIT

PURPOSE MADE SS PASS THROUGH TRAY



**2 SECTION - JOINERY J01**  
Scale 1:20 @ Original Sheet Size (Millimetres)

150X150X12mm THICK STEEL BASE PLATE FIXED TO CONCRETE SLAB FLOOR WITH 4 NO. 16mm DIA. 120mm LONG MASONRY ANCHORS



**4 ELEVATION DETAIL**  
Scale 1:5 @ Original Sheet Size (Millimetres)

GLASS SLOTS FOR VOICE TRANSFER - EDGES TO BE POLISHED/ARRISED

Tuesday, 5 November 2019 10:35:37 AM

REV DESCRIPTION	DATE	REV DESCRIPTION	DATE
A FOR REVIEW	13.05.19		
B AMENDED COUNTER TOP TIMBER MATERIAL TO COACHWOOD	29.08.19		
C FOR TENDER	05.11.19		

REV DESCRIPTION	DATE

**NOTE**

- All dimensions in millimetres unless noted otherwise.
- Do not scale drawings. Scale indicated on drawing.
- All dimensions to be verified on site prior to commencing any work.
- All work to be carried out in accordance with the current editions of the Building Code of Australia and relevant Australian Standards, and local authority requirements.

**Integrated Space**  
Integrated Space Pty Ltd  
ACN 098 835 299  
PO Box 5144  
Kingston ACT 2604  
Tel 02 6273 0805  
Fax 02 6273 0806  
E-mail info@int-space.com  
Primary Nominee: Sergio Garcia  
Registration Number: 771

**CLIENT**

HIGH COURT OF AUSTRALIA

**COPYRIGHT**  
This document is and shall remain the property of Integrated Space Pty Ltd.

**DIN:**  
IS-SHEET-CON-A3-PORTRAIT-H V02.01

**PROJECT**

GROUND FLOOR SECURITY CONTROL ROOM & SECURE LIFT FOYER

BLOCK 15 SECTION 28 DIVISION PARKES

**AUTHORISED FOR ISSUE BY:**  
Signature on original document indicated by (\*) preceding authorised signatory.

*\*Authority Signature*

**DRAWING TITLE**  
JOINERY J01 SECTIONS & DETAILS

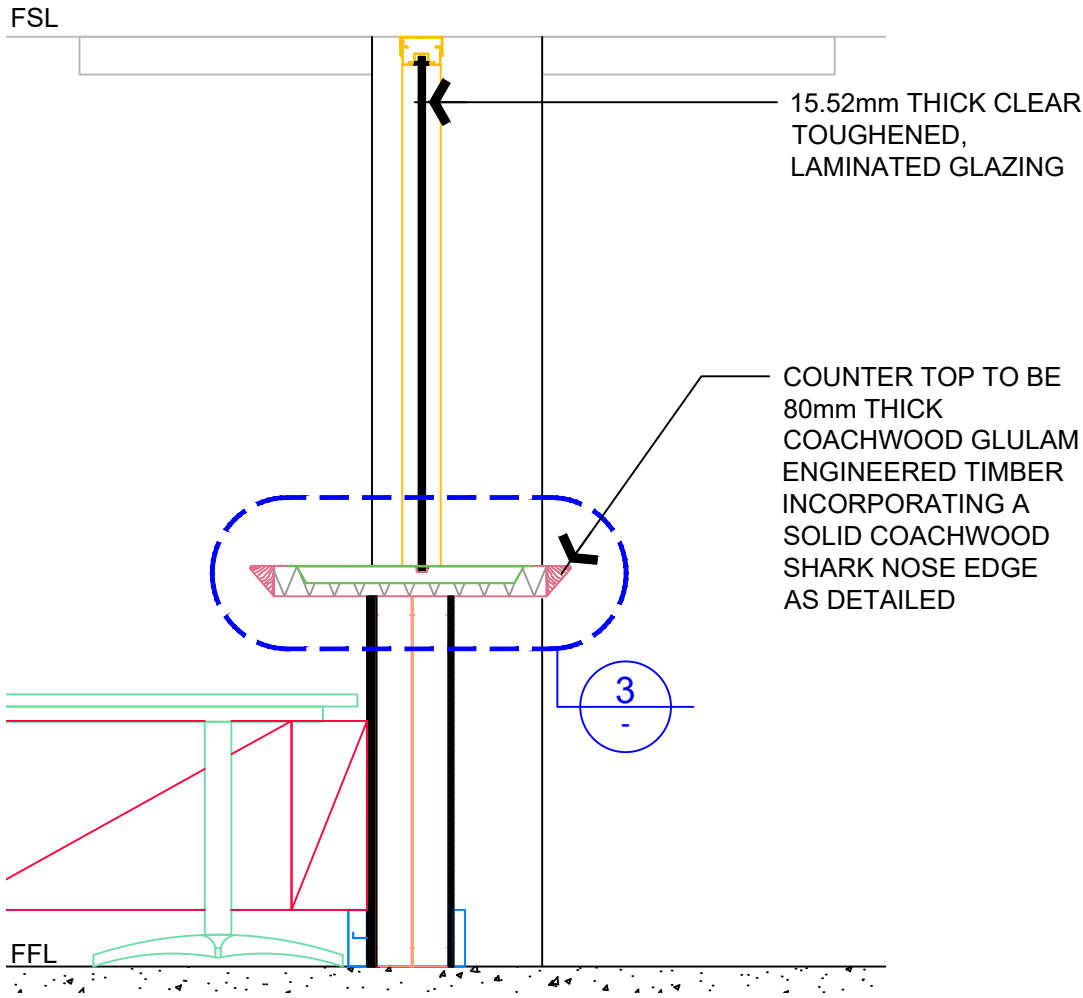
**PROJECT STATUS**

<input type="checkbox"/> For Information	<input type="checkbox"/> NOT FOR CONSTRUCTION
<input type="checkbox"/> For Tender	<input type="checkbox"/> NOT FOR CONSTRUCTION
<input type="checkbox"/> For Construction	

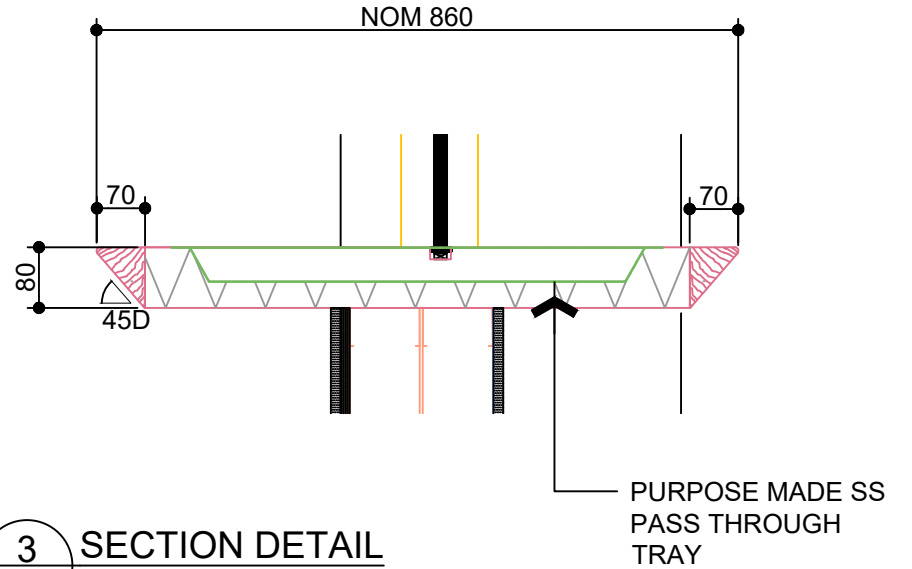
**DRAWN** DATE SHEET SIZE  
SG 12.11.18 A3

**DRAWING FILE LOCATION**  
C:\Users\ISpace02\Documents\ISpace\Proj\HCA\2573 - Relocate SCR\03 - Tender\3.01 - Integrated Space\2573-TEN-191105.dwg

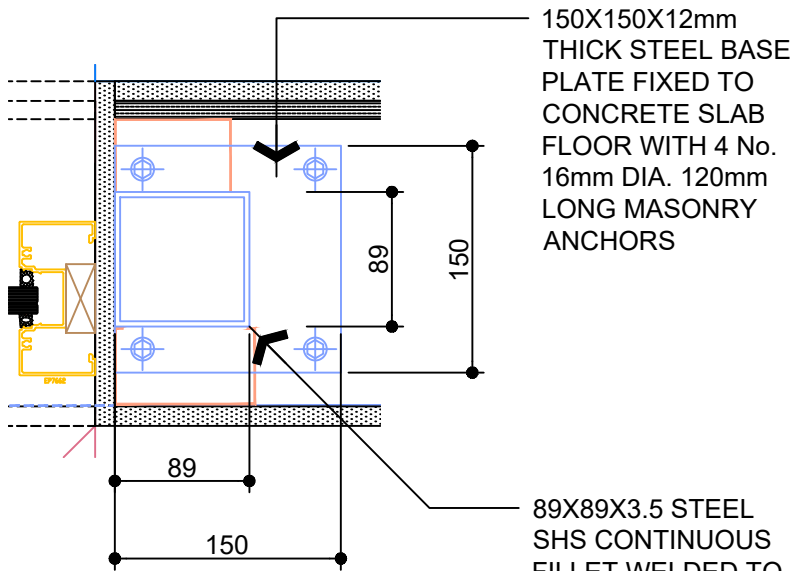
**DRAWING NO.**  
2573-J202/B



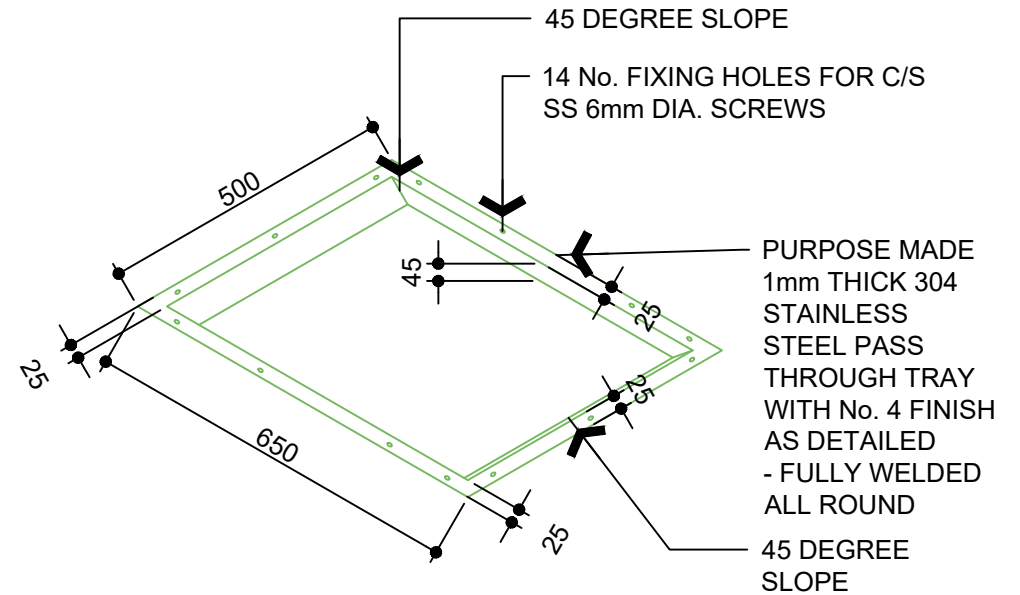
**1 SECTION - JOINERY J01**  
Scale 1:20 @ Original Sheet Size (Millimetres)



**3 SECTION DETAIL**  
Scale 1:10 @ Original Sheet Size (Millimetres)



**2 PLAN DETAIL**  
Scale 1:5 @ Original Sheet Size (Millimetres)



**4 PASS THROUGH TRAY ISOMETRIC VIEW**  
NOT TO SCALE

## NOTES

- J01 FINISHES & MATERIALS TO BE -
  - \* COUNTER TOP TO BE 80mm THICK COACHWOOD GLULAM ENGINEERED TIMBER INCORPORATING A SOLID COACHWOOD SHARK NOSE EDGE AS DETAILED FINISHED IN CLEAR SATIN 2 PACK POLYURETHANE. SUBMIT SAMPLES FOR PERMISSION TO USE PRIOR TO PLACING ORDERS
  - \* GLASS TO BE GRADE A, TOUGHENED LAMINATED NOMINAL 17.5mm THICK MADE UP OF 10mm THICK TOUGHENED, 1.5mm PVB LAYER AND 6.38mm THICK TOUGHENED GLASS. ALL EXPOSED EDGES TO BE ARRISED AND POLISHED. SUBMIT 300X300 SAMPLE FOR PERMISSION TO USE PRIOR TO PLACING ORDERS
  - \* PASS THROUGH TRAY TO BE PURPOSE MADE FROM 1mm THICK, 304 STAINLESS STEEL AS DETAILED WITH No. 4 FINISH. ALL FIXINGS TO BE STAINLESS STEEL C/S SCREWS AS REQUIRED
  - \* GLASS FRAMING FROM NOMINAL 100X50mm NATURAL ANODISED ALUMINIUM PARTITION SUITE WITH CENTRE GLAZING POCKET TO SUIT GLASS THICKNESS. SUBMIT SAMPLES FOR PERMISSION TO USE PRIOR TO PLACING ORDERS
- ALL DIMENSIONS ARE NOMINAL, CHECK ALL DIMENSIONS ON SITE PRIOR TO MANUFACTURE.
- PROVIDE SILICONE BEAD TO ALL ABUTTING EDGES AS REQUIRED. SILICONE COLOUR TO MATCH ABUTTING ELEMENT OR IN WHITE COLOUR. CONSULT CONTRACT ADMINISTRATOR BEFORE PROCEEDING.

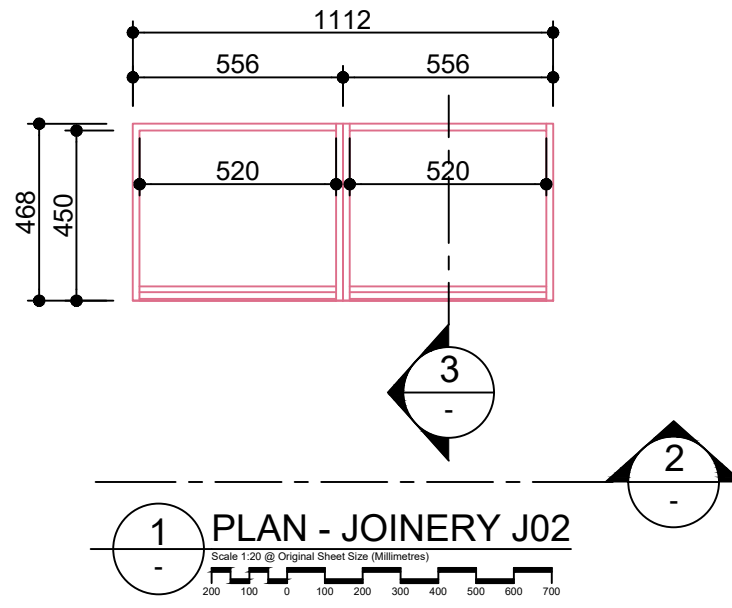
REV DESCRIPTION	DATE	REV DESCRIPTION	DATE	NOTE
A FOR REVIEW	13.05.19			1. All dimensions in millimetres unless noted otherwise. 2. Do not scale drawings. Scale indicated on drawing. 3. All dimensions to be verified on site prior to commencing any work. 4. All work to be carried out in accordance with the current editions of the Building Code of Australia and relevant Australian Standards, and local authority requirements.
B AMENDED COUNTER TOP TIMBER MATERIAL TO COACHWOOD	29.08.19			
C FOR TENDER	05.11.19			

  
**Integrated Space**  
 Integrated Space Pty Ltd  
 ACN 098 835 299  
 PO Box 5144  
 Kingston ACT 2604  
 Tel 02 6273 0805  
 Fax 02 6273 0806  
 E-mail info@int-space.com  
 Primary Nominee: Sergio Garcia  
 Registration Number: 771

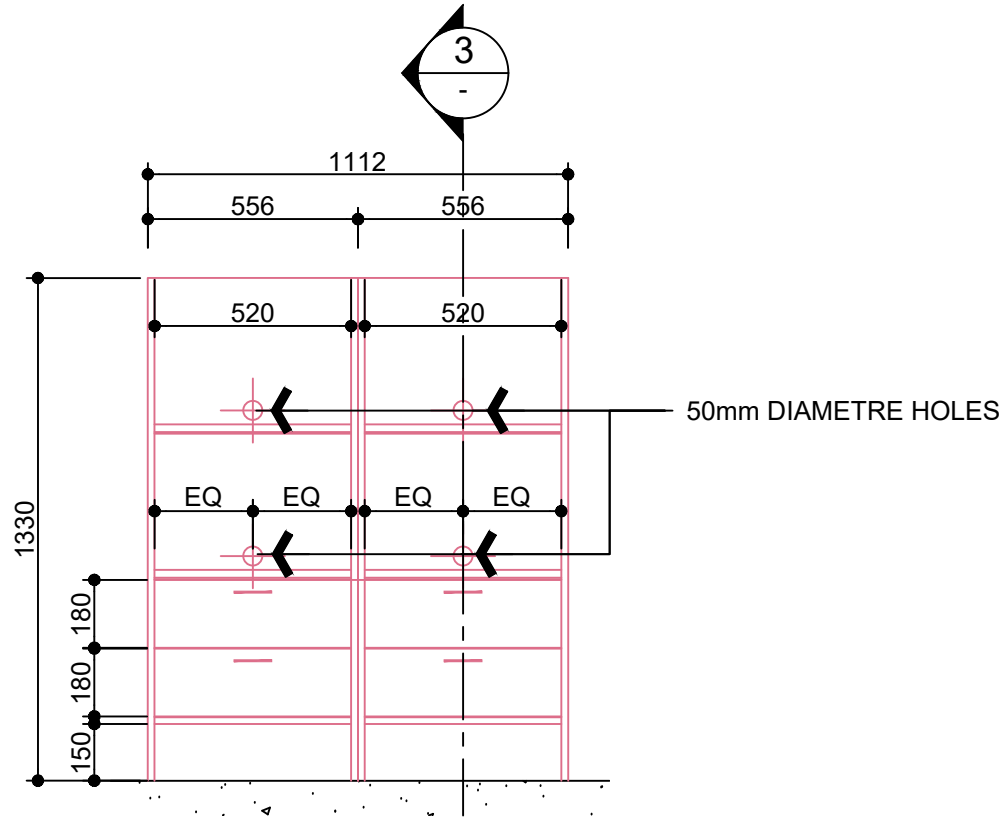
CLIENT  
  
**HIGH COURT OF AUSTRALIA**  
 COPYRIGHT  
 This document is and shall remain the property of Integrated Space Pty Ltd.  
 DIN:  
 IS-SHEET-CON-A3-PORTRAIT-H V02.01

PROJECT  
**GROUND FLOOR SECURITY CONTROL ROOM & SECURE LIFT FOYER**  
 BLOCK 15 SECTION 28 DIVISION PARKES  
 AUTHORISED FOR ISSUE BY:  
 Signature on original document indicated by (\*) preceding authorised signatory.  
 \*Authority Signature

DRAWING TITLE  
**JOINERY J01 SECTION, DETAILS & FINISHES**  
 PROJECT STATUS  
 For Information NOT FOR CONSTRUCTION  
 For Tender NOT FOR CONSTRUCTION  
 For Construction  
 DRAWN DATE SHEET SIZE  
 SG 12.11.18 A3  
 DRAWING FILE LOCATION  
 C:\Users\ISpace02\Documents\ISpace\Proj\HCA\2573 - Relocate SCR03 - Tender\3.01 - Integrated Space\2573-TEN-191105.dwg  
 DRAWING NO.  
**2573-J203/B**



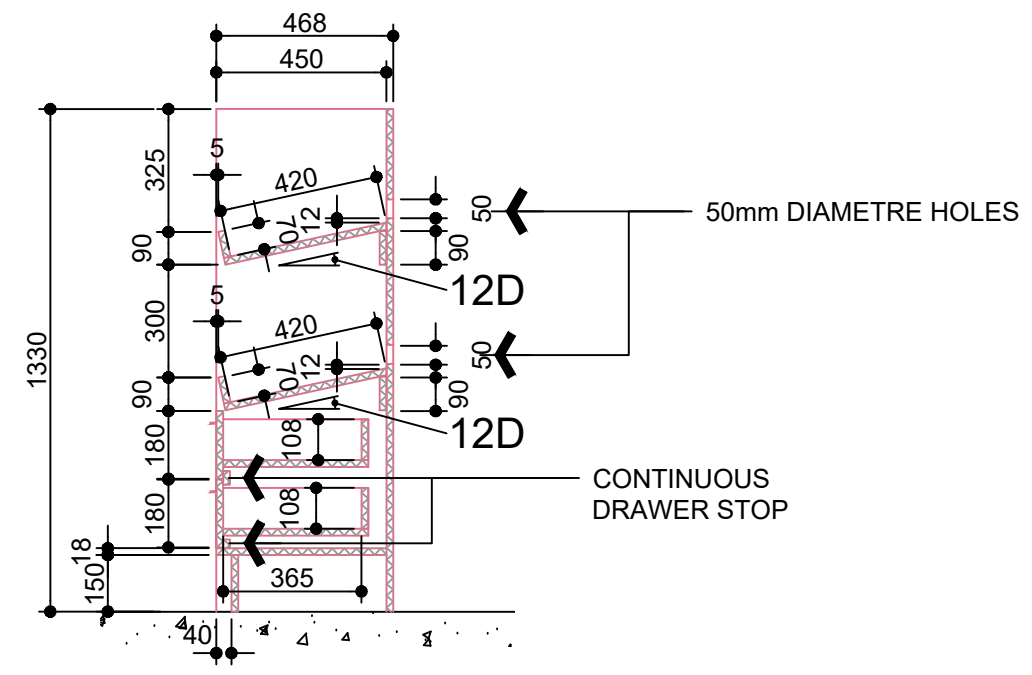
**1 PLAN - JOINERY J02**  
Scale 1:20 @ Original Sheet Size (Millimetres)



**2 ELEVATION - JOINERY J02**  
Scale 1:20 @ Original Sheet Size (Millimetres)

### NOTES

- J02 FINISHES & MATERIALS TO BE -
  - \* DRAWERS INTERNAL TO BE FINISHED IN LAMINATED 16mm THICK VERTIBOARD HMR EO (LOWER FORMALDEHYDE EMISSION LEVEL), LAMINATE COLOUR TO MATCH EXISTING, ALL EXPOSED EDGES TO BE FINISHED IN 2mm THICK PVC EDGE STRIP COLOURED TO MATCH THE ADJACENT LAMINATE
  - \* DRAWERS & INCLINED SHELVES EXTERNAL TO BE FINISHED IN LAMINATED 16mm THICK VERTIBOARD HMR EO (LOWER FORMALDEHYDE EMISSION LEVEL), LAMINATE COLOUR BE EQUAL TO LAMINEX SARSEN GREY NATURAL FINISH 320, ALL EXPOSED EDGES TO BE FINISHED IN 2mm THICK PVC EDGE STRIP COLOURED TO MATCH THE ADJACENT LAMINATE
  - \* CARCASE EXTERNAL AND ALL EXPOSED SURFACES TO BE FINISHED IN LAMINATED 16mm THICK VERTIBOARD HMR EO (LOWER FORMALDEHYDE EMISSION LEVEL), LAMINATE COLOUR TO BE EQUAL TO LAMINEX SARSEN GREY NATURAL FINISH 320, ALL EXPOSED EDGES TO BE FINISHED IN 2mm THICK PVC EDGE STRIP COLOURED TO MATCH THE ADJACENT LAMINATE
- SUPPLY AND FIX ALL HARDWARE & FIXTURES AS NECESSARY TO ENSURE THE PROPER USE OF THE JOINERY
  - \* SUPPLY AND INSTALL HARDWARE AS FOLLOWS:
  - \* ONE PAIR BALL BEARING FULL EXTENSION DRAWER RUNNER PER DRAWER EQUAL TO HAFELE CATALOGUE No. 422.58.945
  - \* ONE PULL HANDLE PER DRAWER EQUAL TO HAFELE CATALOGUE No. 101.20.010
- ALL VERTIBOARD HMR EO PANELS TO INCORPORATE REVERSE BALANCING LAMINATE - COLOUR OF LAMINATE AS DESCRIBED ABOVE
- ALL DIMENSIONS ARE NOMINAL, CHECK ALL DIMENSIONS ON SITE PRIOR TO MANUFACTURE



**3 SECTION - JOINERY J02**  
Scale 1:20 @ Original Sheet Size (Millimetres)

- NOTE**
- All dimensions in millimetres unless noted otherwise.
  - Do not scale drawings. Scale indicated on drawing.
  - All dimensions to be verified on site prior to commencing any work.
  - All work to be carried out in accordance with the current editions of the Building Code of Australia and relevant Australian Standards, and local authority requirements.

AUTHORISED FOR ISSUE BY:  
Signature on original document indicated by (\*)  
preceding authorised signatory.

\* Authority Signature

REV	DESCRIPTION	DATE
A	FOR TENDER	05.11.19

COPYRIGHT  
This document is and shall remain the property of  
Integrated Space Pty Ltd.

DIN:  
IS-SHEET-CON-A3-LANDSCAPE-V 02.01



**Integrated Space**  
Integrated Space Pty Ltd  
ACN 098 835 299  
PO Box 5144  
Kingston ACT 2804  
Tel 02 6273 0805  
Fax 02 6273 0806  
E-mail info@int-space.com  
Primary Nominee: Sergio Garcia  
Registration Number: 771

PROJECT  
**GROUND FLOOR  
SECURITY CONTROL  
ROOM & SECURE  
LIFT FOYER**

BLOCK SECTION DIVISION  
15 28 PARKES

DRAWING TITLE  
**JOINERY J02**

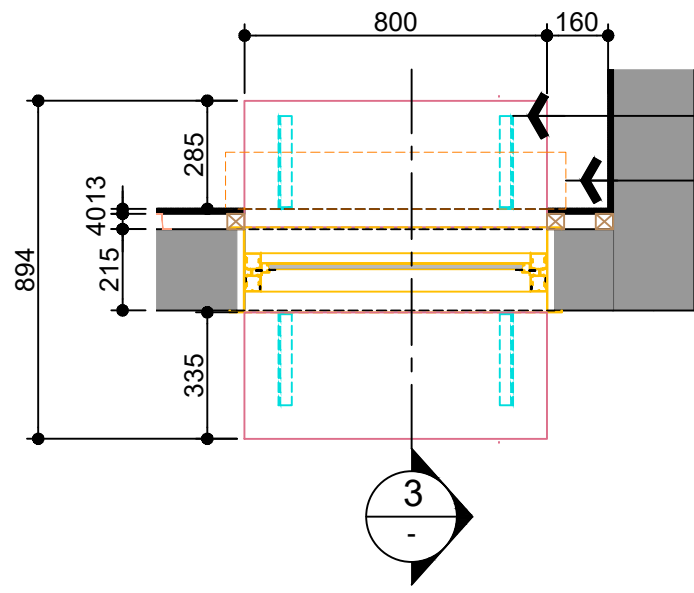
PROJECT STATUS

<input type="checkbox"/> For Information	NOT FOR CONSTRUCTION
<input type="checkbox"/> For Tender	NOT FOR CONSTRUCTION
<input type="checkbox"/> For Construction	

DRAWN DATE SHEET SIZE  
SG 12.11.18 A3

DRAWING FILE LOCATION  
C:\Users\sgarcia\Documents\Integrated Space\Projects\HCA2573 -  
Relocate SECRR - Tender01 - Integrated  
Space\2573-TEN-181118.dwg

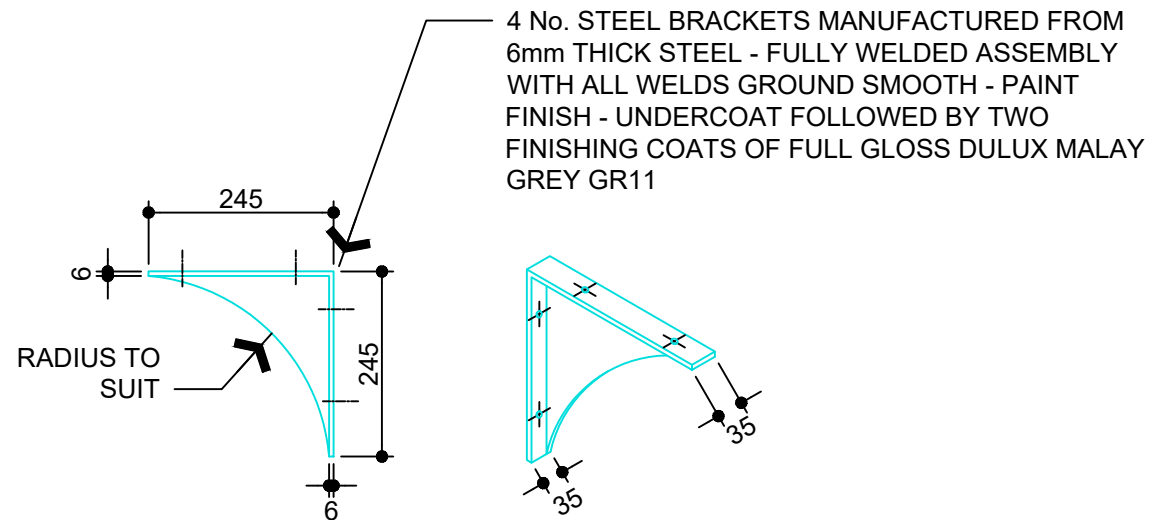
DRAWING NO.  
**2573-J204/A**



4 No. STEEL SUPPORT BRACKETS AS DETAILED

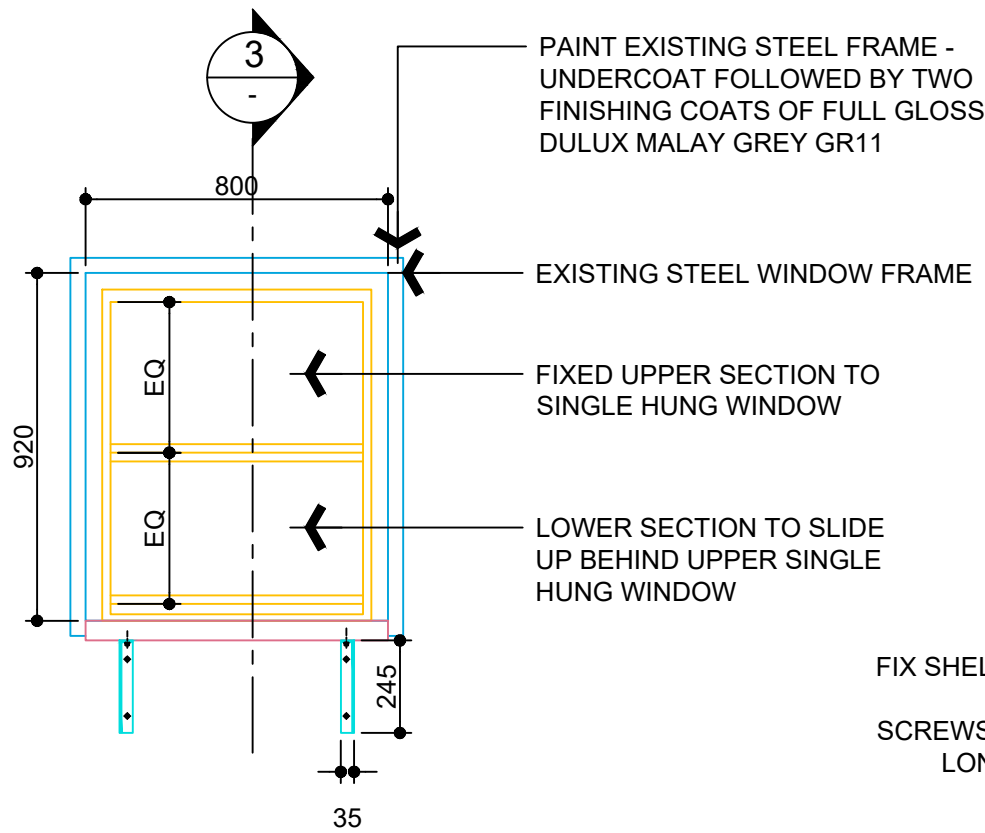
-/120/120 MADE TO MEASURE FIRE CURTAIN EQUAL TO FIREMASTER COMPLETE WITH RAILS FIXING AND ALL NECESSARY ACCESSORIES AS SUPPLIED AND INSTALLED BY GREENE (Ph: 9526 3100). TEST SWITCH TO BE INCLUDED, CONNECTED TO FIP AND DEDICATED 20AMP POWER CIRCUIT. SUPPLY AND INSTALL STRICTLY TO MANUFACTURERS RECOMMENDATIONS. POWDERCOATED FINISH TO METALWORK COLOUR TO BE DULUX MALAY GREY GR11.

**1 PLAN - JOINERY J03**  
Scale 1:20 @ Original Sheet Size (Millimetres)



4 No. STEEL BRACKETS MANUFACTURED FROM 6mm THICK STEEL - FULLY WELDED ASSEMBLY WITH ALL WELDS GROUND SMOOTH - PAINT FINISH - UNDERCOAT FOLLOWED BY TWO FINISHING COATS OF FULL GLOSS DULUX MALAY GREY GR11

**4 STEEL BRACKET ELEVATION & ISOMETRIC**  
Scale 1:10 @ Original Sheet Size (Millimetres)



PAINT EXISTING STEEL FRAME - UNDERCOAT FOLLOWED BY TWO FINISHING COATS OF FULL GLOSS DULUX MALAY GREY GR11

EXISTING STEEL WINDOW FRAME

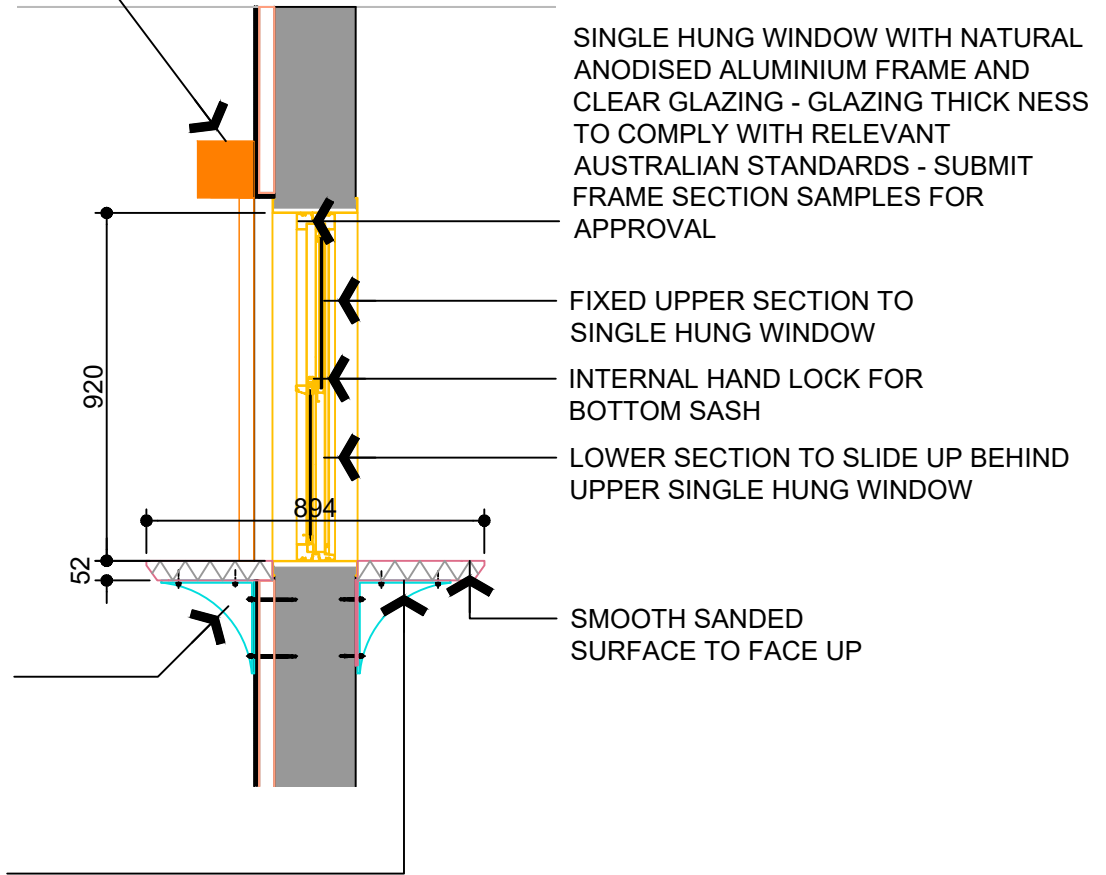
FIXED UPPER SECTION TO SINGLE HUNG WINDOW

LOWER SECTION TO SLIDE UP BEHIND UPPER SINGLE HUNG WINDOW

FIX SHELVES AS ILLUSTRATED - 2 No. CS SS 8mm DIA./40mm LONG SCREWS AND 2 No. 12mm DIA./125mm LONG MASONRY ANCHORS FOR FIRM FIXING

CONSTRUCT SHELF FROM PROMATECT L500 MATRIX ENGINEERED MINERAL BOARD - GAP ALL JOINTS WITH POLYURETHANE MASTIC

**2 ELEVATION - JOINERY J03**  
Scale 1:20 @ Original Sheet Size (Millimetres)



SINGLE HUNG WINDOW WITH NATURAL ANODISED ALUMINIUM FRAME AND CLEAR GLAZING - GLAZING THICKNESS TO COMPLY WITH RELEVANT AUSTRALIAN STANDARDS - SUBMIT FRAME SECTION SAMPLES FOR APPROVAL

FIXED UPPER SECTION TO SINGLE HUNG WINDOW

INTERNAL HAND LOCK FOR BOTTOM SASH

LOWER SECTION TO SLIDE UP BEHIND UPPER SINGLE HUNG WINDOW

SMOOTH SANDED SURFACE TO FACE UP

**3 SECTION - JOINERY J03**  
Scale 1:20 @ Original Sheet Size (Millimetres)

- NOTE
- All dimensions in millimetres unless noted otherwise.
  - Do not scale drawings. Scale indicated on drawing.
  - All dimensions to be verified on site prior to commencing any work.
  - All work to be carried out in accordance with the current editions of the Building Code of Australia and relevant Australian Standards, and local authority requirements.

AUTHORISED FOR ISSUE BY:  
Signature on original document indicated by (\*) preceding authorised signatory.

\*Authority Signature

REV	DESCRIPTION	DATE
A	FOR TENDER	05.11.19

COPYRIGHT  
This document is and shall remain the property of Integrated Space Pty Ltd.

DIN:  
IS-SHEET-CON-A3-LANDSCAPE-V 02.01

CLIENT



HIGH COURT OF AUSTRALIA



Integrated Space  
Integrated Space Pty Ltd  
ACN 098 835 299  
PO Box 5144  
Kingston ACT 2904  
Tel 02 6273 0805  
Fax 02 6273 0806  
E-mail info@int-space.com  
Primary Nominee: Sergio Garcia  
Registration Number: 771

PROJECT  
**GROUND FLOOR SECURITY CONTROL ROOM & SECURE LIFT FOYER**

BLOCK 15 SECTION 28 DIVISION PARKES

DRAWING TITLE  
JOINERY J03

DRAWN	DATE	SHEET SIZE
SG	12.11.18	A3

DRAWING FILE LOCATION  
C:\Users\sgarcia\Documents\Integrated Space\Proj\HCA2573 - Relocate SRM3 - Tender01 - Integrated Space\2573-TEN-181118.dwg

DRAWING NO.  
2573-J205/A

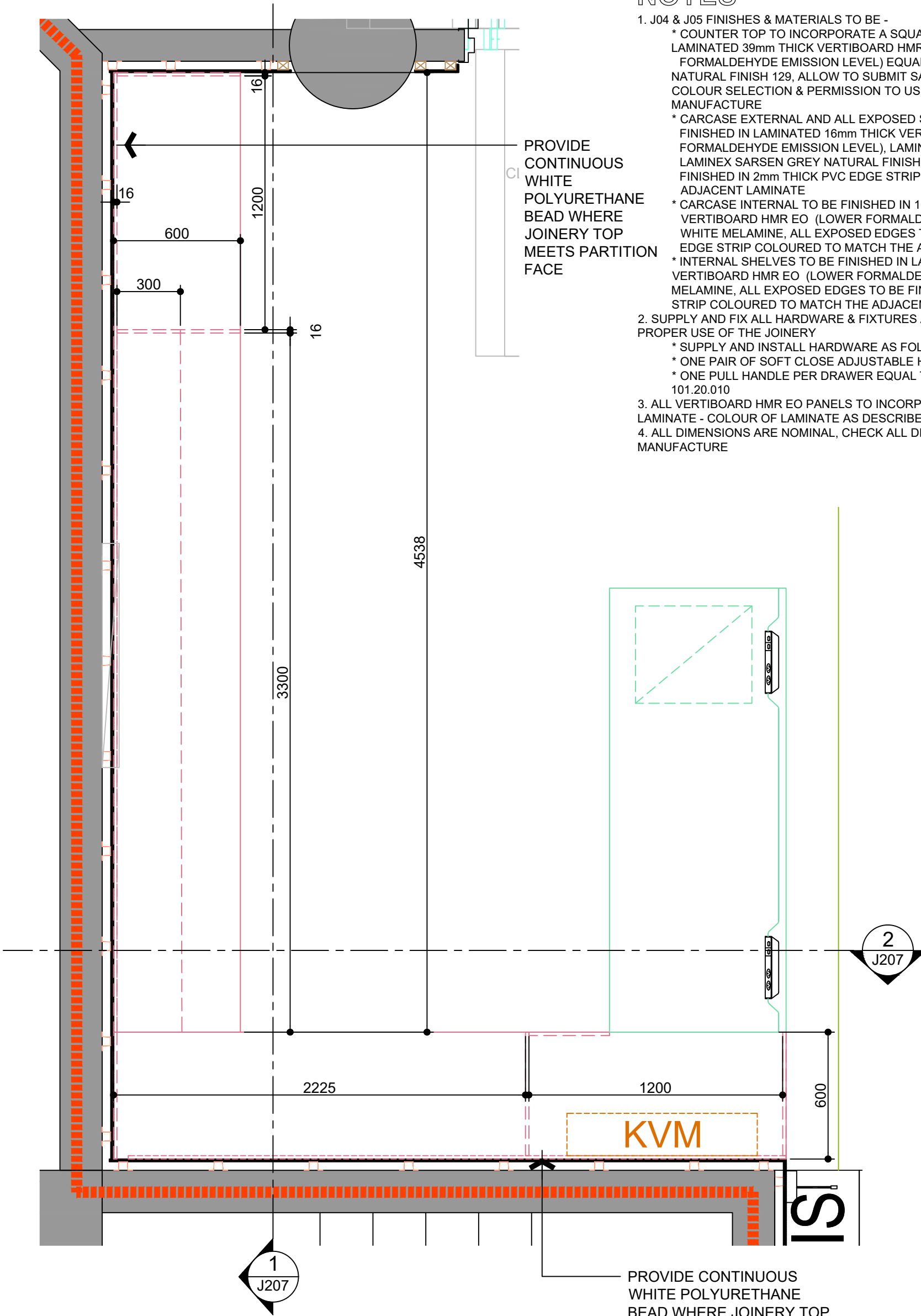


# NOTES

- J04 & J05 FINISHES & MATERIALS TO BE -
  - \* COUNTER TOP TO INCORPORATE A SQUAREFORM EDGE IN LAMINATED 39mm THICK VERTIBOARD HMR EO (LOWER FORMALDEHYDE EMISSION LEVEL) EQUAL TO LAMINEX ATMOSPHERE NATURAL FINISH 129, ALLOW TO SUBMIT SAMPLES FOR COLOUR SELECTION & PERMISSION TO USE PRIOR TO MANUFACTURE
  - \* CARCASE EXTERNAL AND ALL EXPOSED SURFACES TO BE FINISHED IN LAMINATED 16mm THICK VERTIBOARD HMR EO (LOWER FORMALDEHYDE EMISSION LEVEL), LAMINATE COLOUR TO BE EQUAL TO LAMINEX SARSEN GREY NATURAL FINISH 320, ALL EXPOSED EDGES TO BE FINISHED IN 2mm THICK PVC EDGE STRIP COLOURED TO MATCH THE ADJACENT LAMINATE
  - \* CARCASE INTERNAL TO BE FINISHED IN 16mm THICK VERTIBOARD HMR EO (LOWER FORMALDEHYDE EMISSION LEVEL), WHITE MELAMINE, ALL EXPOSED EDGES TO BE FINISHED IN 2mm THICK PVC EDGE STRIP COLOURED TO MATCH THE ADJACENT LAMINATE
  - \* INTERNAL SHELVES TO BE FINISHED IN LAMINATED 25mm THICK VERTIBOARD HMR EO (LOWER FORMALDEHYDE EMISSION LEVEL), WHITE MELAMINE, ALL EXPOSED EDGES TO BE FINISHED IN 2mm THICK PVC EDGE STRIP COLOURED TO MATCH THE ADJACENT LAMINATE
- SUPPLY AND FIX ALL HARDWARE & FIXTURES AS NECESSARY TO ENSURE THE PROPER USE OF THE JOINERY
  - \* SUPPLY AND INSTALL HARDWARE AS FOLLOWS:
    - \* ONE PAIR OF SOFT CLOSE ADJUSTABLE HINGES TO EACH DOOR
    - \* ONE PULL HANDLE PER DRAWER EQUAL TO HAFELE CATALOGUE No. 101.20.010
- ALL VERTIBOARD HMR EO PANELS TO INCORPORATE REVERSE BALANCING LAMINATE - COLOUR OF LAMINATE AS DESCRIBED ABOVE
- ALL DIMENSIONS ARE NOMINAL, CHECK ALL DIMENSIONS ON SITE PRIOR TO MANUFACTURE

PROVIDE CONTINUOUS WHITE POLYURETHANE BEAD WHERE JOINERY TOP MEETS PARTITION FACE

PROVIDE CONTINUOUS WHITE POLYURETHANE BEAD WHERE JOINERY TOP MEETS PARTITION FACE



**1 PLAN - JOINERY J04 & J05**



REV DESCRIPTION	DATE	REV DESCRIPTION	DATE
A FOR TENDER	13.05.19		
B REVISED FOR TENDER	05.11.19		

**NOTE**

- All dimensions in millimetres unless noted otherwise.
- Do not scale drawings. Scale indicated on drawing.
- All dimensions to be verified on site prior to commencing any work.
- All work to be carried out in accordance with the current editions of the Building Code of Australia and relevant Australian Standards, and local authority requirements.

**Integrated Space**  
 Integrated Space Pty Ltd  
 ACN 098 835 299  
 PO Box 5144  
 Kingston ACT 2604  
 Tel 02 6273 0805  
 Fax 02 6273 0906  
 E-mail info@int-space.com  
 Primary Nominee: Sergio Garcia  
 Registration Number: 771

**CLIENT**

**HIGH COURT OF AUSTRALIA**

**COPYRIGHT**  
 This document is and shall remain the property of Integrated Space Pty Ltd.

DIN: IS-SHEET-CON-A3-PORTRAIT-H V02.01

**PROJECT**

**GROUND FLOOR SECURITY CONTROL ROOM & SECURE LIFT FOYER**

BLOCK 15 SECTION 28 DIVISION PARKES

AUTHORISED FOR ISSUE BY:  
 Signature on original document indicated by (\*) preceding authorised signatory.  
 \*Authority Signature

**DRAWING TITLE**

**JOINERY J04 & J05 PLAN & FINISHES**

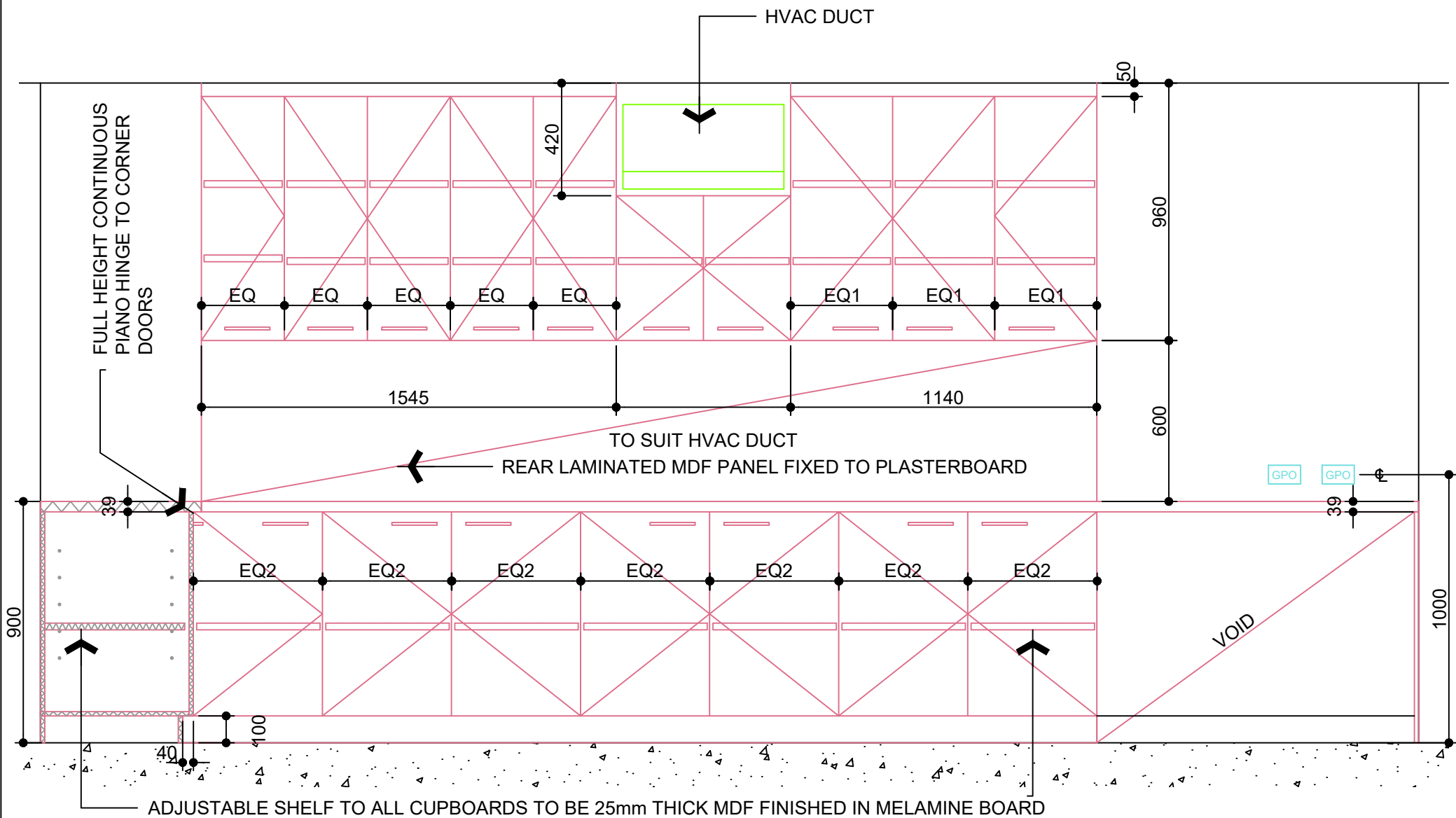
**PROJECT STATUS**

<input type="checkbox"/> For Information	<input type="checkbox"/> NOT FOR CONSTRUCTION
<input type="checkbox"/> For Tender	<input type="checkbox"/> NOT FOR CONSTRUCTION
<input type="checkbox"/> For Construction	<input type="checkbox"/> NOT FOR CONSTRUCTION

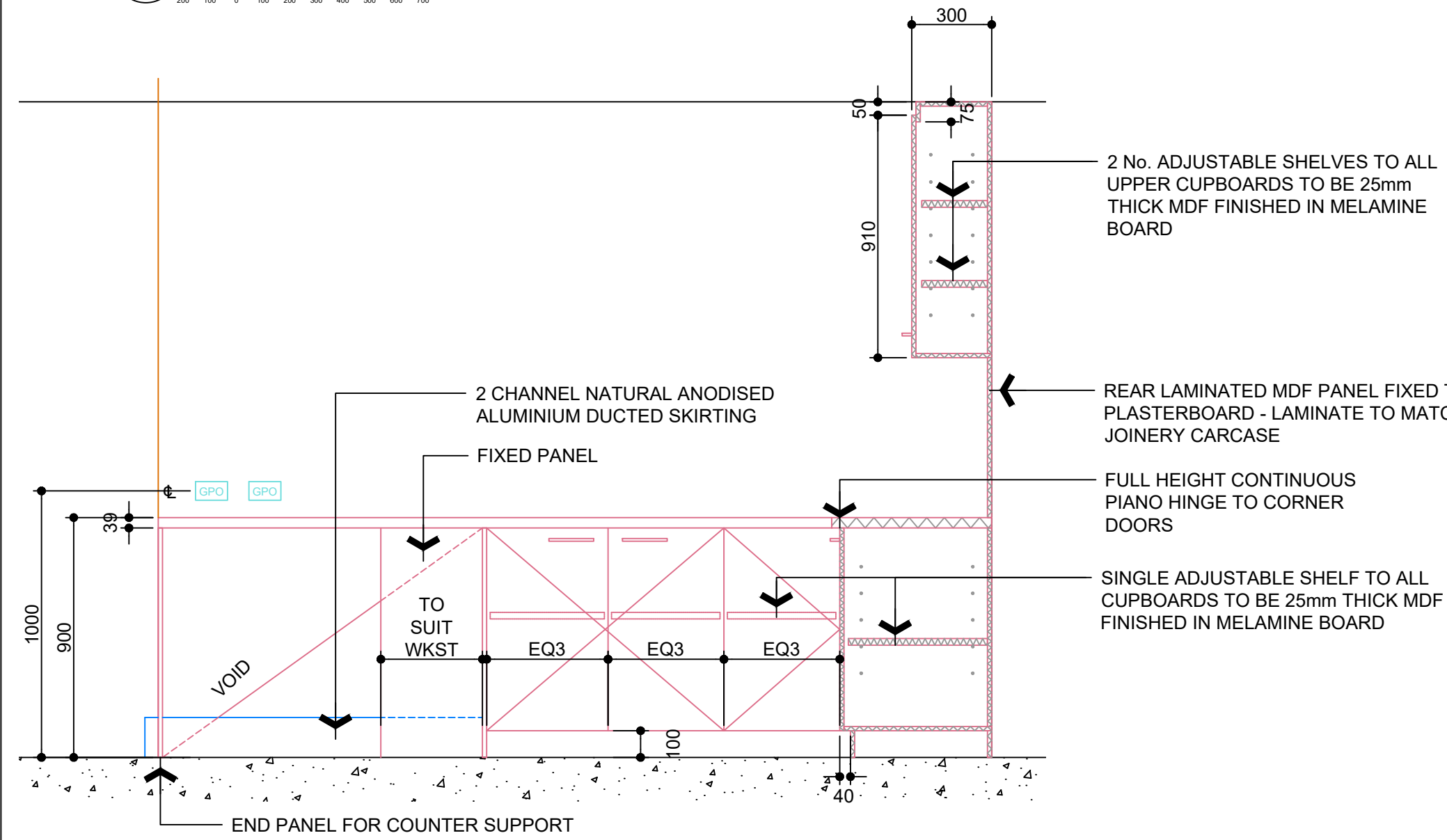
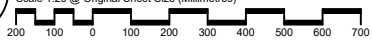
DRAWN DATE SHEET SIZE  
 SG 12.11.18 A3

DRAWING FILE LOCATION  
 C:\Users\Space\Documents\ISpace\Proj\HCA\2573 - Relocate SCR\03 - Tender\3.01 - Integrated Space\2573-TEN-191105.dwg

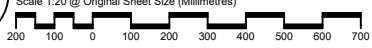
DRAWING NO.  
**2573-J206/B**



1 ELEVATION JOINERY J05 & SECTION J04



2 ELEVATION JOINERY J04 & SECTION J05



REV DESCRIPTION	DATE	REV DESCRIPTION	DATE
A FOR TENDER	05.11.19		

**NOTE**

- All dimensions in millimetres unless noted otherwise.
- Do not scale drawings. Scale indicated on drawing.
- All dimensions to be verified on site prior to commencing any work.
- All work to be carried out in accordance with the current editions of the Building Code of Australia and relevant Australian Standards, and local authority requirements.

**is**  
Integrated Space  
Integrated Space Pty Ltd  
ACN 098 835 299  
PO Box 5144  
Kingston ACT 2604  
Tel 02 6273 0805  
Fax 02 6273 0806  
E-mail info@int-space.com  
Primary Nominee: Sergio Garcia  
Registration Number: 771

**CLIENT**  
HIGH COURT OF AUSTRALIA

**COPYRIGHT**  
This document is and shall remain the property of Integrated Space Pty Ltd.

**DIN:**  
IS-SHEET-CON-A3-PORTRAIT-H V02.01

**PROJECT**  
GROUND FLOOR SECURITY CONTROL ROOM & SECURE LIFT FOYER

**BLOCK** 15 **SECTION** 28 **DIVISION** PARKES

**AUTHORISED FOR ISSUE BY:**  
Signature on original document indicated by (\*) preceding authorised signatory.  
*\*Authority Signature*

**DRAWING TITLE**  
JOINERY J04 & J05 ELEVATIONS & SECTIONS

**PROJECT STATUS**  
 For Information NOT FOR CONSTRUCTION  
 For Tender NOT FOR CONSTRUCTION  
 For Construction

**DRAWN** SG **DATE** 12.11.18 **SHEET SIZE** A3

**DRAWING FILE LOCATION**  
C:\Users\Space02\Documents\ISpace\Proj\HCA\2573 - Relocate SCR\03 - Tender\3.01 - Integrated Space\2573-TEN-191105.dwg

**DRAWING NO.**  
2573-J207/A